



SEARCH

MENU

RESEARCH AREAS

Religious Landscape Study

RELIGIONS ([HTTP://WWW.PEWFORUM.ORG/RELIGIOUS-LANDSCAPE-STUDY/#RELIGIONS](http://www.pewforum.org/religious-landscape-study/#religions))

GEOGRAPHY ([HTTP://WWW.PEWFORUM.ORG/RELIGIOUS-LANDSCAPE-STUDY/#GEOGRAPHY](http://www.pewforum.org/religious-landscape-study/#geography))

TOPICS & QUESTIONS ([HTTP://WWW.PEWFORUM.ORG/RELIGIOUS-LANDSCAPE-STUDY/#TOPICS-QUESTIONS](http://www.pewforum.org/religious-landscape-study/#topics-questions))

USER GUIDE ([HTTP://WWW.PEWFORUM.ORG/ABOUT-THE-RELIGIOUS-LANDSCAPE-STUDY/](http://www.pewforum.org/about-the-religious-landscape-study/))

Religious composition of adults in the Riverside metro area

Christian	71%
▶ Evangelical Protestant	30%
▶ Mainline Protestant	10%
▶ Historically Black Protestant	3%
Catholic	22%
▶ Mormon	3%
▶ Orthodox Christian	1%
Jehovah's Witness	2%
▶ Other Christian	< 1%
Non-Christian Faiths	4%
Jewish	< 1%
Muslim	< 1%
Buddhist	< 1%
Hindu	< 1%
Other World Religions	1%
▶ Other Faiths	2%
Unaffiliated (religious "nones")	25%
Atheist	1%
Agnostic	6%

feedback

► **Nothing in particular** 17%

Don't know 1%

[BELIEFS AND PRACTICES](#)

[SOCIAL AND POLITICAL VIEWS](#)

BELIEFS ★ AND ★ PRACTICES

Belief in God among adults in the Riverside metro area

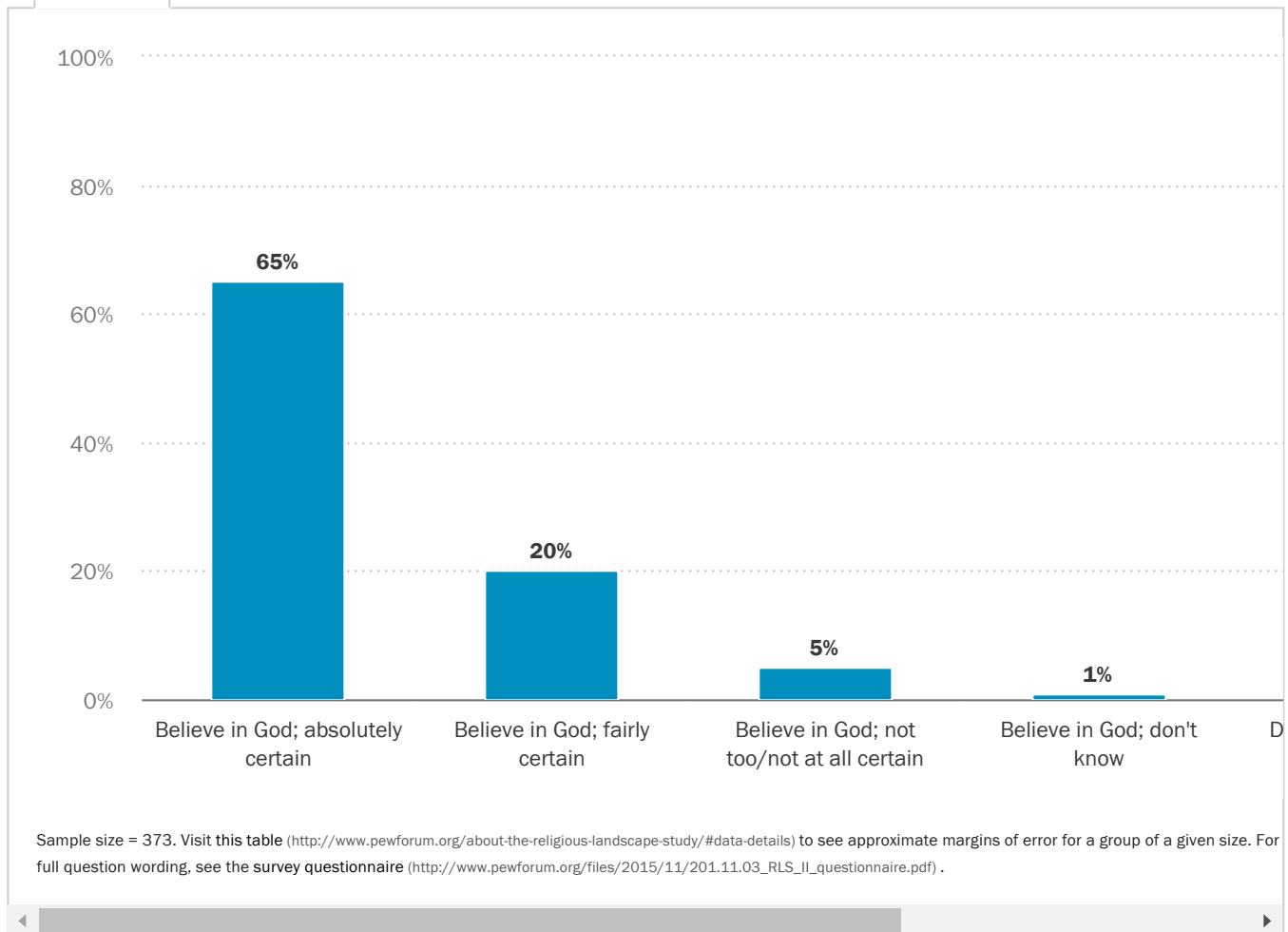
% of adults in the Riverside metro area who say they...

Share

Save Image

Chart

[Table](#)



COMPARE: BELIEF IN GOD BY METRO AREA ([HTTP://WWW.PEWFORUM.ORG/RELIGIOUS-LANDSCAPE-STUDY/COMPARE/BELIEF-IN-GOD/BY/METRO-AREA/](http://www.pewforum.org/religious-landscape-study/compare/belief-in-god/by/metro-area/))

LEARN MORE: BELIEF IN GOD ([HTTP://WWW.PEWFORUM.ORG/RELIGIOUS-LANDSCAPE-STUDY/METRO-AREA/RIVERSIDE-CA-METRO-AREA/BELIEF-IN-GOD/](http://www.pewforum.org/religious-landscape-study/metro-area/riverside-ca-metro-area/belief-in-god/)), BELIEVE IN GOD; ABSOLUTELY CERTAIN ([HTTP://WWW.PEWFORUM.ORG/RELIGIOUS-LANDSCAPE-STUDY/METRO-AREA/RIVERSIDE-CA-METRO-AREA/BELIEF-IN-GOD/BELIEVE-IN-GOD-ABSOLUTELY-CERTAIN/](http://www.pewforum.org/religious-landscape-study/metro-area/riverside-ca-metro-area/belief-in-god/believe-in-god-absolutely-certain/))

Importance of religion in one's life among adults in the Riverside metro area

feedback

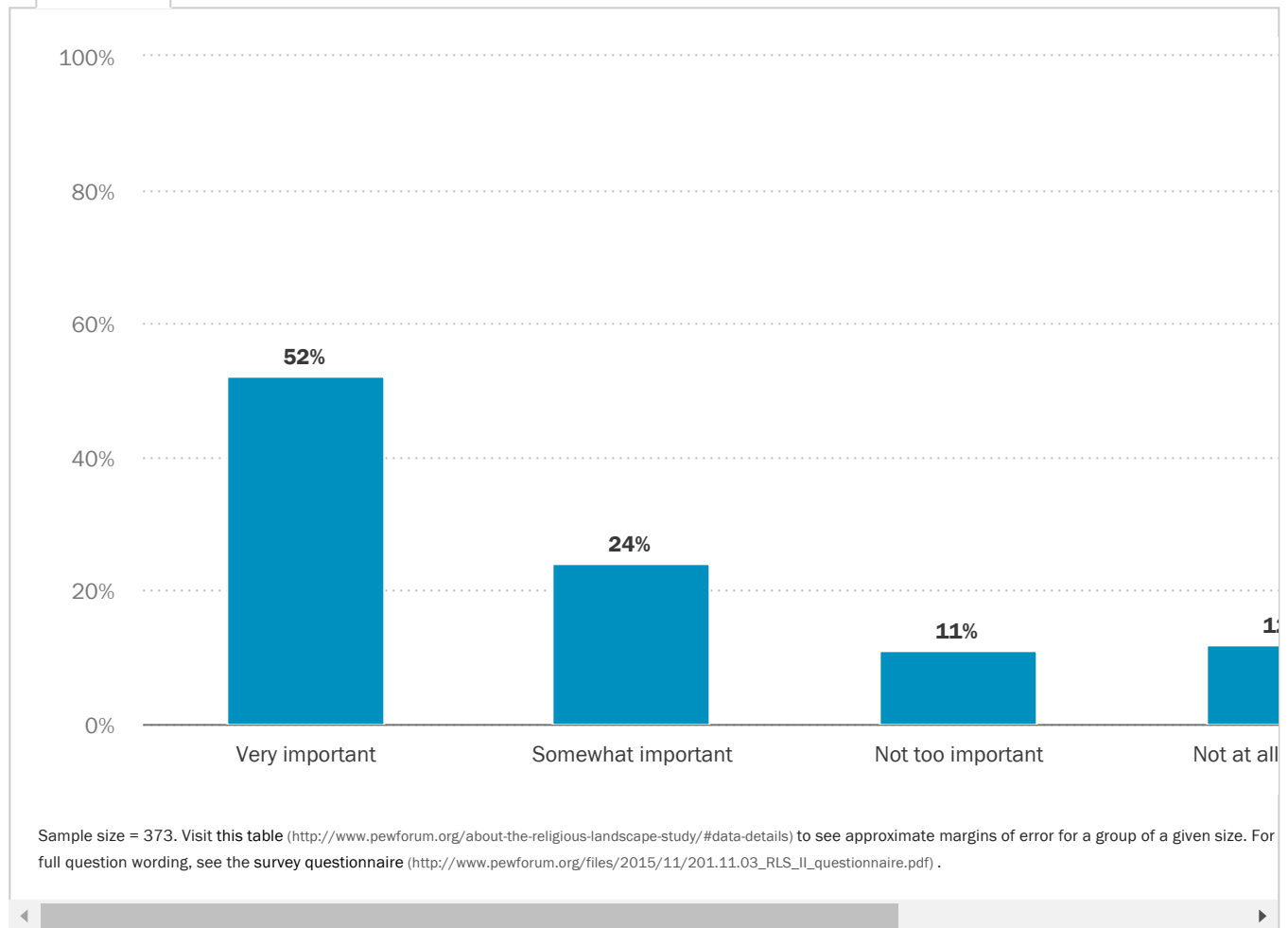
% of adults in the Riverside metro area who say religion is...

Share

Save Image

Chart

Table



COMPARE: IMPORTANCE OF RELIGION BY METRO AREA ([HTTP://WWW.PEWFORUM.ORG/RELIGIOUS-LANDSCAPE-STUDY/COMPARE/IMPORTANCE-OF-RELIGION-IN-ONES-LIFE/BY/METRO-AREA/](http://www.pewforum.org/religious-landscape-study/compare/importance-of-religion-in-ones-life/by-metro-area/))

LEARN MORE: IMPORTANCE OF RELIGION IN ONE'S LIFE ([HTTP://WWW.PEWFORUM.ORG/RELIGIOUS-LANDSCAPE-STUDY/METRO-AREA/RIVERSIDE-CA-METRO-AREA/IMPORTANCE-OF-RELIGION-IN-ONES-LIFE/](http://www.pewforum.org/religious-landscape-study/metro-area/riverside-ca-metro-area/importance-of-religion-in-ones-life/)), **VERY IMPORTANT** ([HTTP://WWW.PEWFORUM.ORG/RELIGIOUS-LANDSCAPE-STUDY/METRO-AREA/RIVERSIDE-CA-METRO-AREA/IMPORTANCE-OF-RELIGION-IN-ONES-LIFE/VERY-IMPORTANT/](http://www.pewforum.org/religious-landscape-study/metro-area/riverside-ca-metro-area/importance-of-religion-in-ones-life/very-important/))

Attendance at religious services among adults in the Riverside metro area

% of adults in the Riverside metro area who attend religious services...

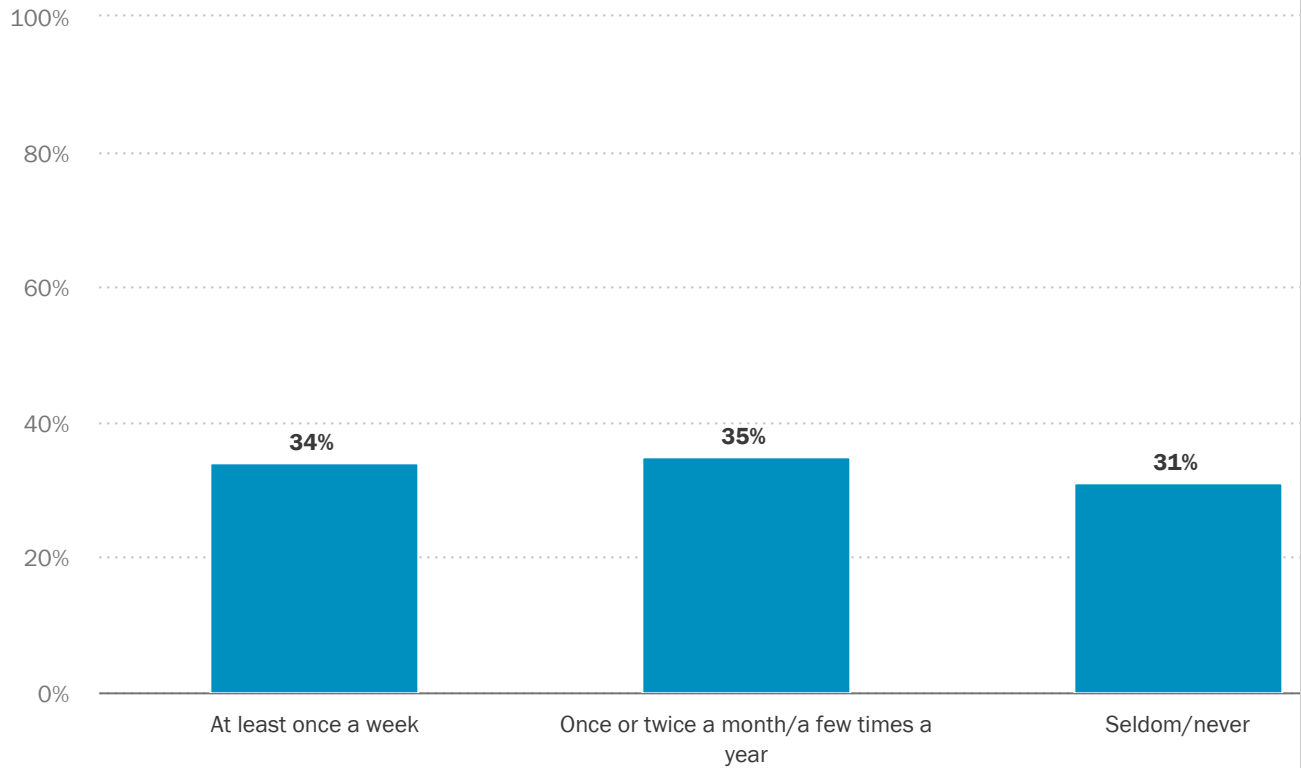
Share

Save Image

Chart

Table

feedback



Sample size = 373. Visit this table (<http://www.pewforum.org/about-the-religious-landscape-study/#data-details>) to see approximate margins of error for a group of a given size. For full question wording, see the survey questionnaire (http://www.pewforum.org/files/2015/11/201.11.03_RLS_IL_questionnaire.pdf).

COMPARE: RELIGIOUS ATTENDANCE BY METRO AREA ([HTTP://WWW.PEWFORUM.ORG/RELIGIOUS-LANDSCAPE-STUDY/COMPARE/ATTENDANCE-AT-RELIGIOUS-SERVICES/BY/METRO-AREA/](http://www.pewforum.org/religious-landscape-study/compare/attendance-at-religious-services/by-metro-area/))

LEARN MORE: ATTENDANCE AT RELIGIOUS SERVICES ([HTTP://WWW.PEWFORUM.ORG/RELIGIOUS-LANDSCAPE-STUDY/METRO-AREA/RIVERSIDE-CA-METRO-AREA/ATTENDANCE-AT-RELIGIOUS-SERVICES/](http://www.pewforum.org/religious-landscape-study/metro-area/riverside-ca-metro-area/attendance-at-religious-services/)), **AT LEAST ONCE A WEEK** ([HTTP://WWW.PEWFORUM.ORG/RELIGIOUS-LANDSCAPE-STUDY/METRO-AREA/RIVERSIDE-CA-METRO-AREA/ATTENDANCE-AT-RELIGIOUS-SERVICES/AT-LEAST-ONCE-A-WEEK/](http://www.pewforum.org/religious-landscape-study/metro-area/riverside-ca-metro-area/attendance-at-religious-services/at-least-once-a-week/)), **ONCE OR TWICE A MONTH/A FEW TIMES A YEAR** ([HTTP://WWW.PEWFORUM.ORG/RELIGIOUS-LANDSCAPE-STUDY/METRO-AREA/RIVERSIDE-CA-METRO-AREA/ATTENDANCE-AT-RELIGIOUS-SERVICES/ONCE-OR-TWICE-A-MONTH-A-FEW-TIMES-A-YEAR/](http://www.pewforum.org/religious-landscape-study/metro-area/riverside-ca-metro-area/attendance-at-religious-services/once-or-twice-a-month-a-few-times-a-year/)), **SELDOM/NEVER** ([HTTP://WWW.PEWFORUM.ORG/RELIGIOUS-LANDSCAPE-STUDY/METRO-AREA/RIVERSIDE-CA-METRO-AREA/ATTENDANCE-AT-RELIGIOUS-SERVICES/SELDOM-NEVER/](http://www.pewforum.org/religious-landscape-study/metro-area/riverside-ca-metro-area/attendance-at-religious-services/seldom-never/))

Frequency of prayer among adults in the Riverside metro area

% of adults in the Riverside metro area who pray...

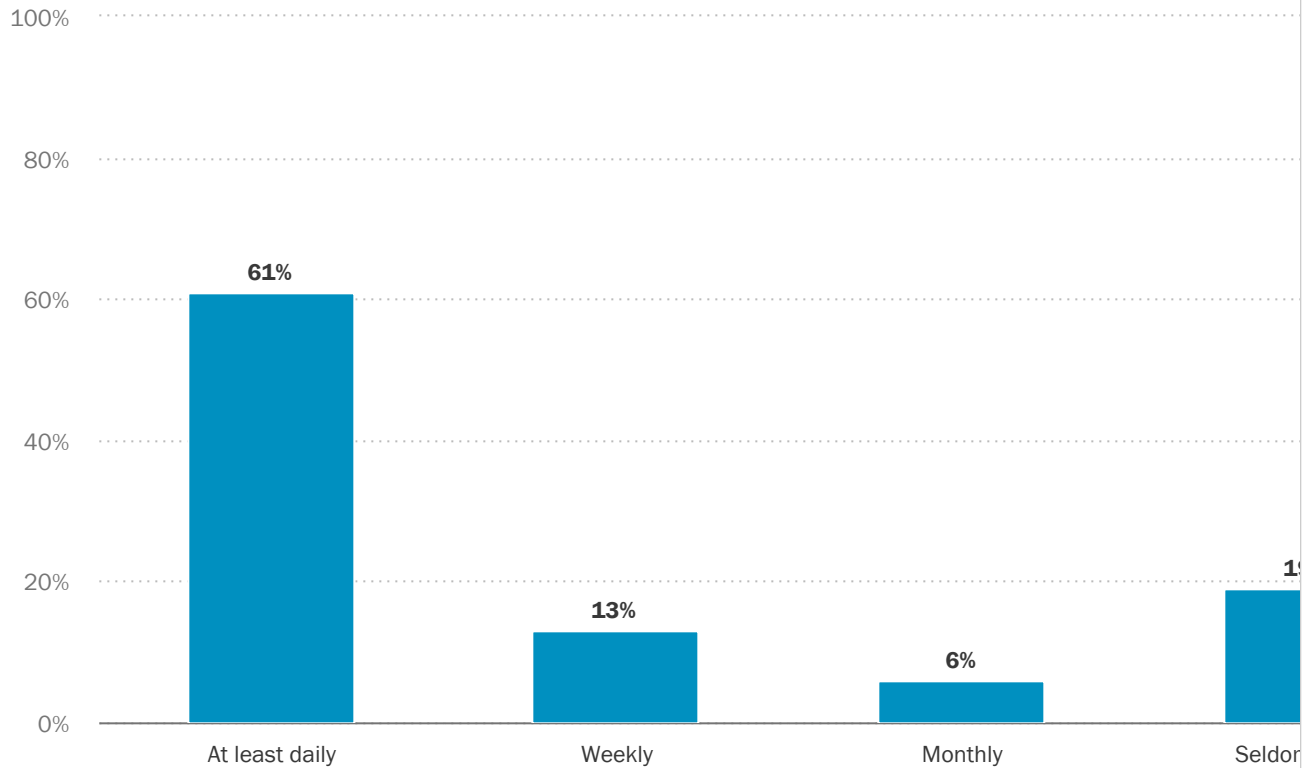
Share

Save Image

Chart

Table

feedback



Sample size = 373. Visit this table (<http://www.pewforum.org/about-the-religious-landscape-study/#data-details>) to see approximate margins of error for a group of a given size. For full question wording, see the survey questionnaire (http://www.pewforum.org/files/2015/11/201.11.03_RLS_IL_questionnaire.pdf).

COMPARE: FREQUENCY OF PRAYER BY METRO AREA ([HTTP://WWW.PEWFORUM.ORG/RELIGIOUS-LANDSCAPE-STUDY/COMPARE/FREQUENCY-OF-PRAYER/BY/METRO-AREA/](http://www.pewforum.org/religious-landscape-study/compare/frequency-of-prayer/by-metro-area/))

LEARN MORE: FREQUENCY OF PRAYER ([HTTP://WWW.PEWFORUM.ORG/RELIGIOUS-LANDSCAPE-STUDY/METRO-AREA/RIVERSIDE-CA-METRO-AREA/FREQUENCY-OF-PRAYER/](http://www.pewforum.org/religious-landscape-study/metro-area/riverside-ca-metro-area/frequency-of-prayer/)), AT LEAST DAILY ([HTTP://WWW.PEWFORUM.ORG/RELIGIOUS-LANDSCAPE-STUDY/METRO-AREA/RIVERSIDE-CA-METRO-AREA/FREQUENCY-OF-PRAYER/AT-LEAST-DAILY/](http://www.pewforum.org/religious-landscape-study/metro-area/riverside-ca-metro-area/frequency-of-prayer/at-least-daily/))

Frequency of participation in prayer, scripture study or religious education groups among adults in the Riverside metro area

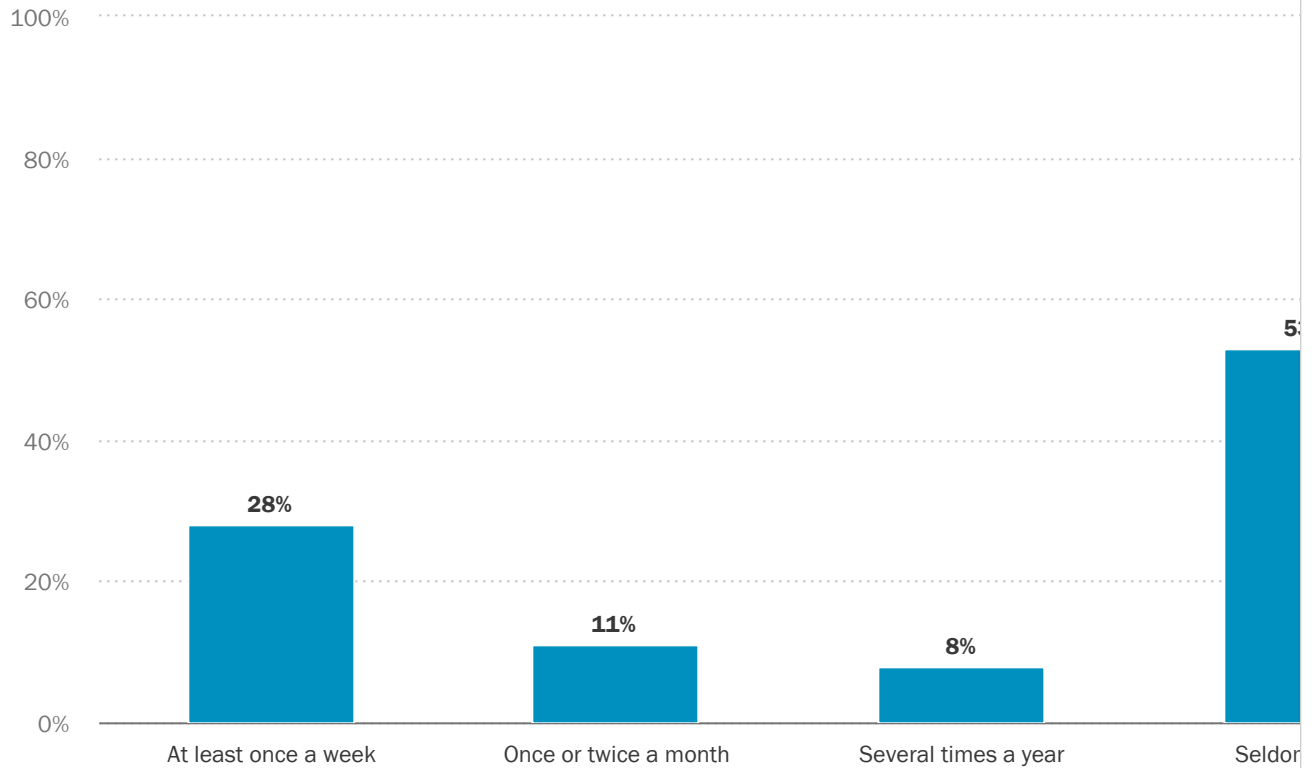
% of adults in the Riverside metro area who attend prayer group...

Share

Save Image

Chart

Table



Sample size = 373. Visit this table (<http://www.pewforum.org/about-the-religious-landscape-study/#data-details>) to see approximate margins of error for a group of a given size. For full question wording, see the survey questionnaire (http://www.pewforum.org/files/2015/11/201.11.03_RLS_IL_questionnaire.pdf).

COMPARE: ATTENDANCE AT PRAYER GROUPS BY METRO AREA ([HTTP://WWW.PEWFORUM.ORG/RELIGIOUS-LANDSCAPE-STUDY/COMPARE/FREQUENCY-OF-PARTICIPATION-IN-PRAYER-SCRIPTURE-STUDY-OR-RELIGIOUS-EDUCATION-GROUPS/BY/METRO-AREA/](http://www.pewforum.org/religious-landscape-study/compare/frequency-of-participation-in-prayer-scripture-study-or-religious-education-groups/by/metro-area/))

LEARN MORE: FREQUENCY OF PARTICIPATION IN PRAYER, SCRIPTURE STUDY OR RELIGIOUS EDUCATION GROUPS ([HTTP://WWW.PEWFORUM.ORG/RELIGIOUS-LANDSCAPE-STUDY/METRO-AREA/RIVERSIDE-CA-METRO-AREA/FREQUENCY-OF-PARTICIPATION-IN-PRAYER-SCRIPTURE-STUDY-OR-RELIGIOUS-EDUCATION-GROUPS/](http://www.pewforum.org/religious-landscape-study/metro-area/riverside-ca-metro-area/frequency-of-participation-in-prayer-scripture-study-or-religious-education-groups/)), SELDOM/NEVER ([HTTP://WWW.PEWFORUM.ORG/RELIGIOUS-LANDSCAPE-STUDY/METRO-AREA/RIVERSIDE-CA-METRO-AREA/FREQUENCY-OF-PARTICIPATION-IN-PRAYER-SCRIPTURE-STUDY-OR-RELIGIOUS-EDUCATION-GROUPS/SELDOM-NEVER/](http://www.pewforum.org/religious-landscape-study/metro-area/riverside-ca-metro-area/frequency-of-participation-in-prayer-scripture-study-or-religious-education-groups/seldom-never/))

Frequency of meditation among adults in the Riverside metro area

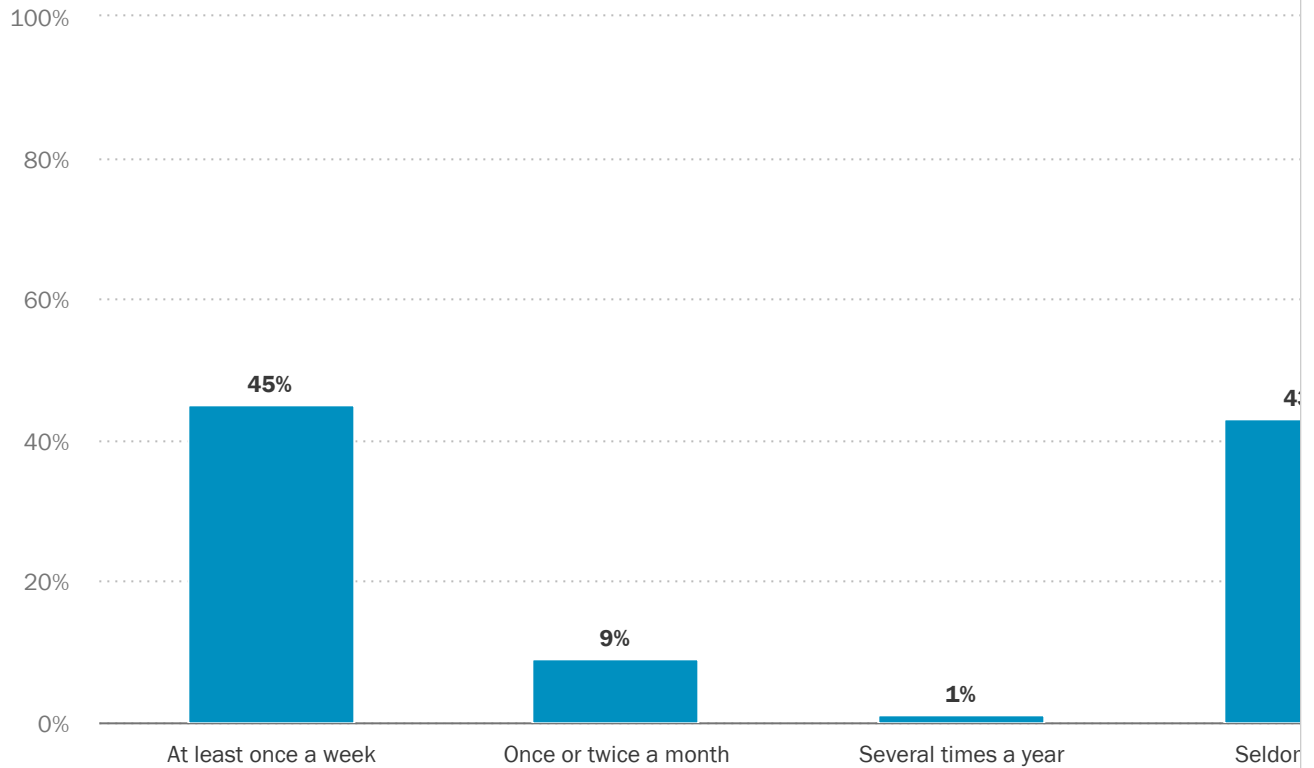
% of adults in the Riverside metro area who meditate...

Share

Save Image

Chart

Table



Sample size = 373. Visit this table (<http://www.pewforum.org/about-the-religious-landscape-study/#data-details>) to see approximate margins of error for a group of a given size. For full question wording, see the survey questionnaire (http://www.pewforum.org/files/2015/11/201.11.03_RLS_IL_questionnaire.pdf).

COMPARE: FREQUENCY OF MEDITATION BY METRO AREA ([HTTP://WWW.PEWFORUM.ORG/RELIGIOUS-LANDSCAPE-STUDY/COMPARE/FREQUENCY-OF-MEDITATION/BY/METRO-AREA/](http://www.pewforum.org/religious-landscape-study/compare/frequency-of-meditation/by-metro-area/))

LEARN MORE: FREQUENCY OF MEDITATION ([HTTP://WWW.PEWFORUM.ORG/RELIGIOUS-LANDSCAPE-STUDY/METRO-AREA/RIVERSIDE-CA-METRO-AREA/FREQUENCY-OF-MEDITATION/](http://www.pewforum.org/religious-landscape-study/metro-area/riverside-ca-metro-area/frequency-of-meditation/)), **AT LEAST ONCE A WEEK** ([HTTP://WWW.PEWFORUM.ORG/RELIGIOUS-LANDSCAPE-STUDY/METRO-AREA/RIVERSIDE-CA-METRO-AREA/FREQUENCY-OF-MEDITATION/AT-LEAST-ONCE-A-WEEK/](http://www.pewforum.org/religious-landscape-study/metro-area/riverside-ca-metro-area/frequency-of-meditation/at-least-once-a-week/)), **SELDOM/NEVER** ([HTTP://WWW.PEWFORUM.ORG/RELIGIOUS-LANDSCAPE-STUDY/METRO-AREA/RIVERSIDE-CA-METRO-AREA/FREQUENCY-OF-MEDITATION/SELDOM-NEVER/](http://www.pewforum.org/religious-landscape-study/metro-area/riverside-ca-metro-area/frequency-of-meditation/seldom-never/))

Frequency of feeling spiritual peace and wellbeing among adults in the Riverside metro area

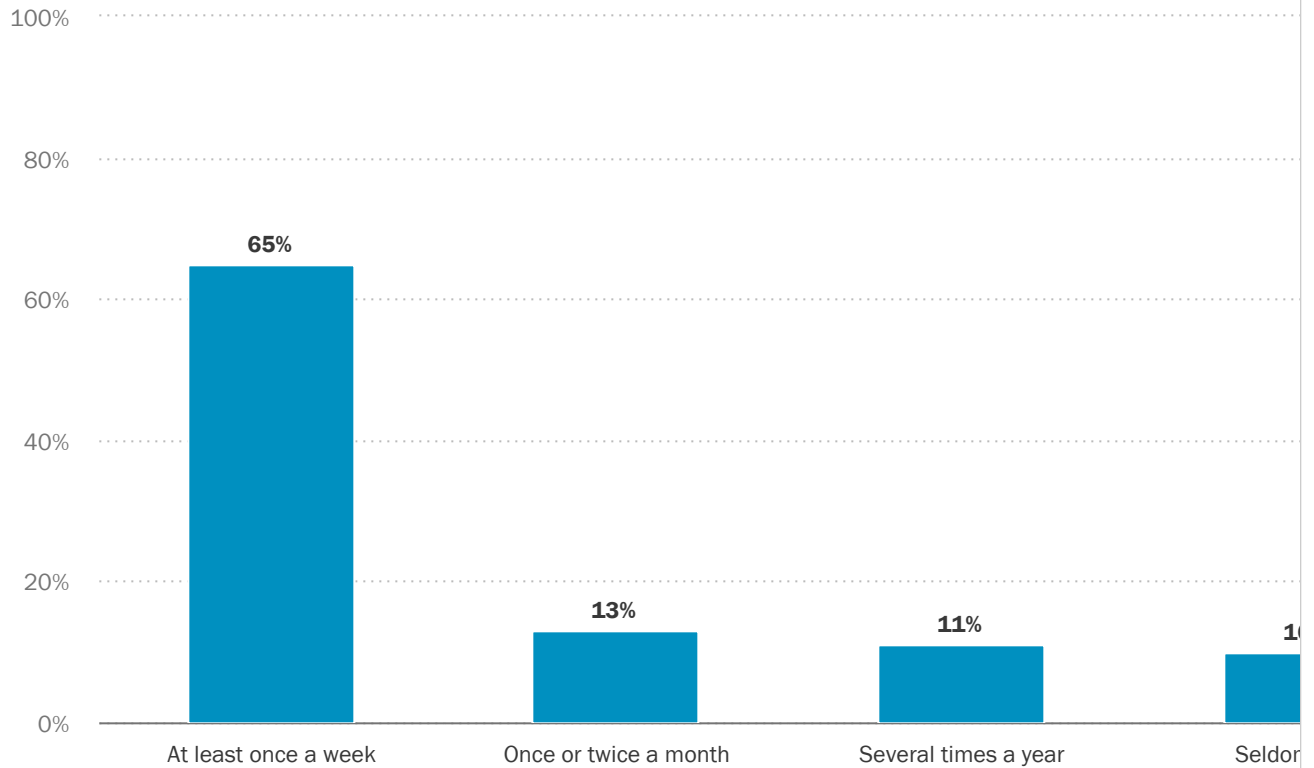
% of adults in the Riverside metro area who feel a sense of spiritual peace and wellbeing...

Share

Save Image

Chart

Table



Sample size = 373. Visit this table (<http://www.pewforum.org/about-the-religious-landscape-study/#data-details>) to see approximate margins of error for a group of a given size. For full question wording, see the survey questionnaire (http://www.pewforum.org/files/2015/11/201.11.03_RLS_IL_questionnaire.pdf).

COMPARE: FREQUENCY OF FEELINGS OF SPIRITUAL WELLBEING BY METRO AREA ([HTTP://WWW.PEWFORUM.ORG/RELIGIOUS-LANDSCAPE-STUDY/COMPARE/FREQUENCY-OF-FEELING-SPIRITUAL-PEACE-AND-WELLBEING/BY/METRO-AREA/](http://www.pewforum.org/religious-landscape-study/compare/frequency-of-feeling-spiritual-peace-and-wellbeing/by/metro-area/))

LEARN MORE: FREQUENCY OF FEELING SPIRITUAL PEACE AND WELLBEING ([HTTP://WWW.PEWFORUM.ORG/RELIGIOUS-LANDSCAPE-STUDY/METRO-AREA/RIVERSIDE-CA-METRO-AREA/FREQUENCY-OF-FEELING-SPIRITUAL-PEACE-AND-WELLBEING/](http://www.pewforum.org/religious-landscape-study/metro-area/riverside-ca-metro-area/frequency-of-feeling-spiritual-peace-and-wellbeing/)), **AT LEAST ONCE A WEEK** ([HTTP://WWW.PEWFORUM.ORG/RELIGIOUS-LANDSCAPE-STUDY/METRO-AREA/RIVERSIDE-CA-METRO-AREA/FREQUENCY-OF-FEELING-SPIRITUAL-PEACE-AND-WELLBEING/AT-LEAST-ONCE-A-WEEK/](http://www.pewforum.org/religious-landscape-study/metro-area/riverside-ca-metro-area/frequency-of-feeling-spiritual-peace-and-wellbeing/at-least-once-a-week/))

Frequency of feeling wonder about the universe among adults in the Riverside metro area

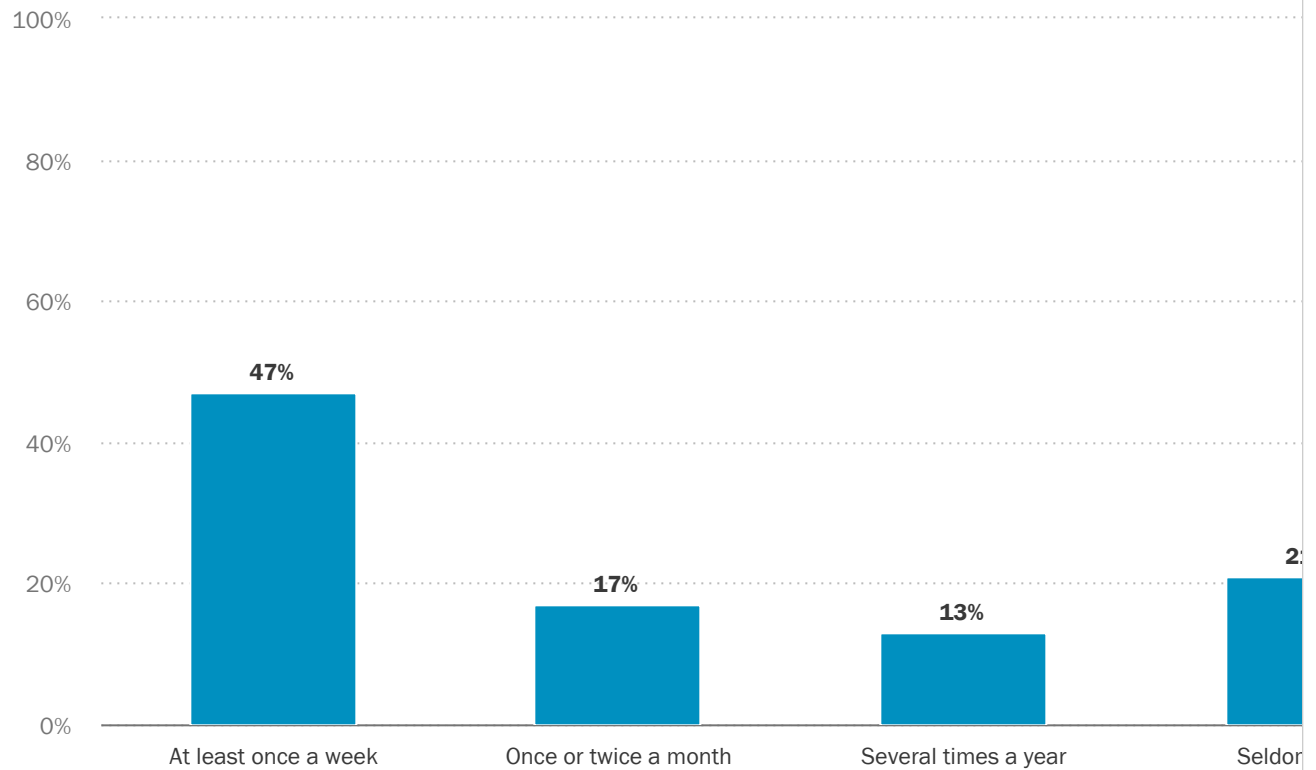
% of adults in the Riverside metro area who feel a sense of wonder about the universe...

Share

Save Image

Chart

Table



Sample size = 373. Visit this table (<http://www.pewforum.org/about-the-religious-landscape-study/#data-details>) to see approximate margins of error for a group of a given size. For full question wording, see the survey questionnaire (http://www.pewforum.org/files/2015/11/201.11.03_RLS_IL_questionnaire.pdf).

COMPARE: FREQUENCY FEELING A SENSE OF WONDER ABOUT THE UNIVERSE BY METRO AREA (<http://www.pewforum.org/religious-landscape-study/compare/frequency-of-feeling-wonder-about-the-universe/by/metro-area/>)

LEARN MORE: FREQUENCY OF FEELING WONDER ABOUT THE UNIVERSE (<http://www.pewforum.org/religious-landscape-study/metro-area/riverside-ca-metro-area/frequency-of-feeling-wonder-about-the-universe/>), AT LEAST ONCE A WEEK (<http://www.pewforum.org/religious-landscape-study/metro-area/riverside-ca-metro-area/frequency-of-feeling-wonder-about-the-universe/at-least-once-a-week/>)

Sources of guidance on right and wrong among adults in the Riverside metro area

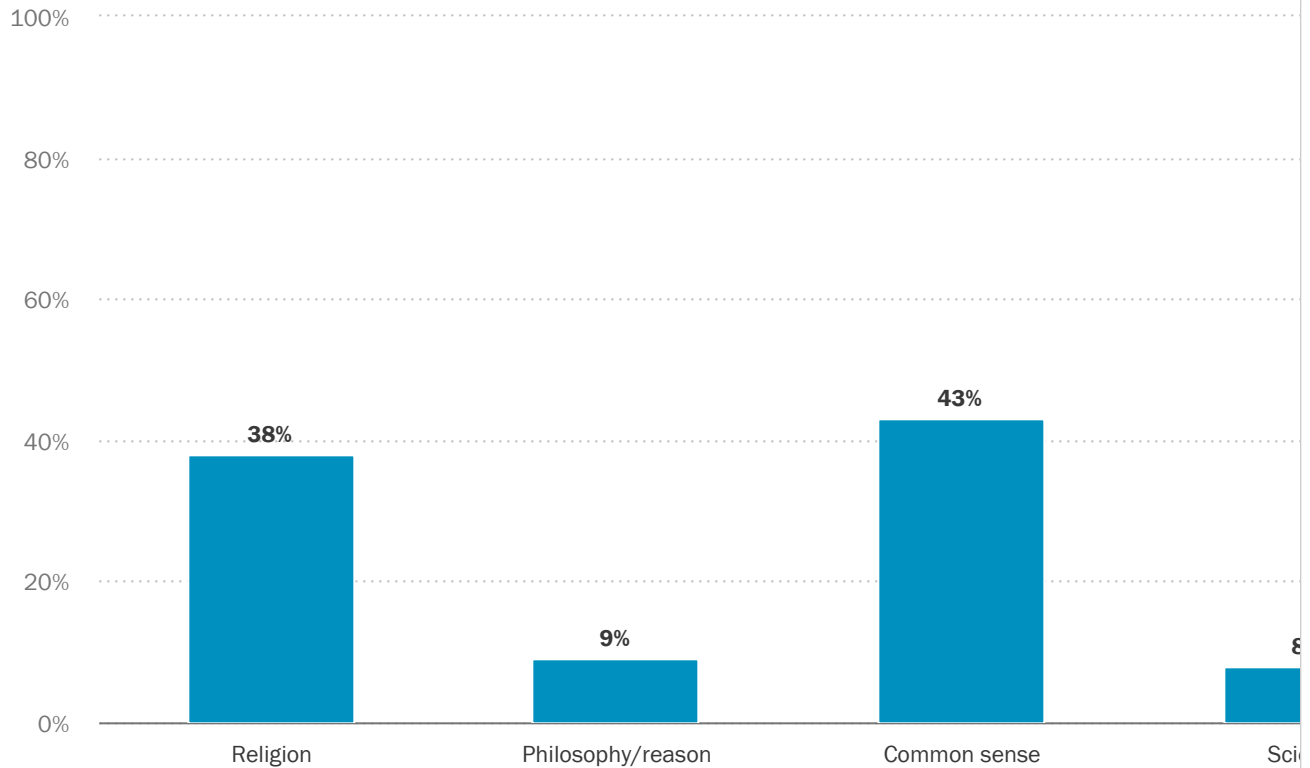
% of adults in the Riverside metro area who say they look to...most for guidance on right and wrong

Share

Save Image

Chart

Table



Sample size = 373. Visit this table (<http://www.pewforum.org/about-the-religious-landscape-study/#data-details>) to see approximate margins of error for a group of a given size. For full question wording, see the survey questionnaire (http://www.pewforum.org/files/2015/11/201.11.03_RLS_IL_questionnaire.pdf).

COMPARE: SOURCES OF GUIDANCE ON RIGHT AND WRONG BY METRO AREA ([HTTP://WWW.PEWFORUM.ORG/RELIGIOUS-LANDSCAPE-STUDY/COMPARE/SOURCES-OF-GUIDANCE-ON-RIGHT-AND-WRONG/BY/METRO-AREA/](http://www.pewforum.org/religious-landscape-study/compare/sources-of-guidance-on-right-and-wrong/by-metro-area/))

LEARN MORE: SOURCES OF GUIDANCE ON RIGHT AND WRONG ([HTTP://WWW.PEWFORUM.ORG/RELIGIOUS-LANDSCAPE-STUDY/METRO-AREA/RIVERSIDE-CA-METRO-AREA/SOURCES-OF-GUIDANCE-ON-RIGHT-AND-WRONG/](http://www.pewforum.org/religious-landscape-study/metro-area/riverside-ca-metro-area/sources-of-guidance-on-right-and-wrong/)), **RELIGION** ([HTTP://WWW.PEWFORUM.ORG/RELIGIOUS-LANDSCAPE-STUDY/METRO-AREA/RIVERSIDE-CA-METRO-AREA/SOURCES-OF-GUIDANCE-ON-RIGHT-AND-WRONG/RELIGION/](http://www.pewforum.org/religious-landscape-study/metro-area/riverside-ca-metro-area/sources-of-guidance-on-right-and-wrong/religion/)), **COMMON SENSE** ([HTTP://WWW.PEWFORUM.ORG/RELIGIOUS-LANDSCAPE-STUDY/METRO-AREA/RIVERSIDE-CA-METRO-AREA/SOURCES-OF-GUIDANCE-ON-RIGHT-AND-WRONG/COMMON-SENSE/](http://www.pewforum.org/religious-landscape-study/metro-area/riverside-ca-metro-area/sources-of-guidance-on-right-and-wrong/common-sense/))

Belief in absolute standards for right and wrong among adults in the Riverside metro area

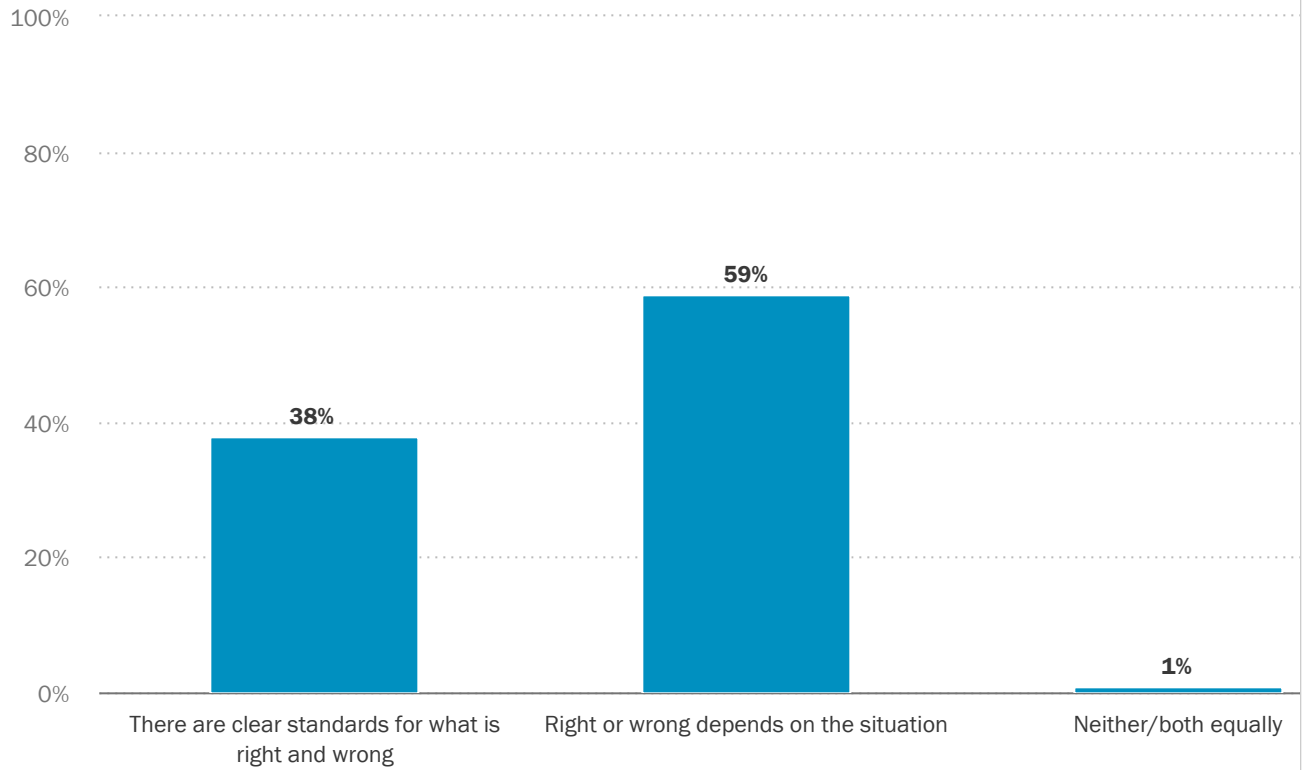
% of adults in the Riverside metro area who say...

Share

Save Image

Chart

Table



Sample size = 373. Visit this table (<http://www.pewforum.org/about-the-religious-landscape-study/#data-details>) to see approximate margins of error for a group of a given size. For full question wording, see the survey questionnaire (http://www.pewforum.org/files/2015/11/201.11.03_RLS_IL_questionnaire.pdf).

COMPARE: BELIEF IN EXISTENCE OF STANDARDS FOR RIGHT AND WRONG BY METRO AREA ([HTTP://WWW.PEWFORUM.ORG/RELIGIOUS-LANDSCAPE-STUDY/COMPARE/BELIEF-IN-ABSOLUTE-STANDARDS-FOR-RIGHT-AND-WRONG/BY/METRO-AREA/](http://www.pewforum.org/religious-landscape-study/compare/belief-in-absolute-standards-for-right-and-wrong/by-metro-area/))

LEARN MORE: BELIEF IN ABSOLUTE STANDARDS FOR RIGHT AND WRONG ([HTTP://WWW.PEWFORUM.ORG/RELIGIOUS-LANDSCAPE-STUDY/METRO-AREA/RIVERSIDE-CA-METRO-AREA/BELIEF-IN-ABSOLUTE-STANDARDS-FOR-RIGHT-AND-WRONG/](http://www.pewforum.org/religious-landscape-study/metro-area/riverside-ca-metro-area/belief-in-absolute-standards-for-right-and-wrong/)), THERE ARE CLEAR STANDARDS FOR WHAT IS RIGHT AND WRONG ([HTTP://WWW.PEWFORUM.ORG/RELIGIOUS-LANDSCAPE-STUDY/METRO-AREA/RIVERSIDE-CA-METRO-AREA/BELIEF-IN-ABSOLUTE-STANDARDS-FOR-RIGHT-AND-WRONG/THERE-ARE-CLEAR-STANDARDS-FOR-WHAT-IS-RIGHT-AND-WRONG/](http://www.pewforum.org/religious-landscape-study/metro-area/riverside-ca-metro-area/belief-in-absolute-standards-for-right-and-wrong/there-are-clear-standards-for-what-is-right-and-wrong/)), RIGHT OR WRONG DEPENDS ON THE SITUATION ([HTTP://WWW.PEWFORUM.ORG/RELIGIOUS-LANDSCAPE-STUDY/METRO-AREA/RIVERSIDE-CA-METRO-AREA/BELIEF-IN-ABSOLUTE-STANDARDS-FOR-RIGHT-AND-WRONG/RIGHT-OR-WRONG-DEPENDS-ON-THE-SITUATION/](http://www.pewforum.org/religious-landscape-study/metro-area/riverside-ca-metro-area/belief-in-absolute-standards-for-right-and-wrong/right-or-wrong-depends-on-the-situation/))

Frequency of reading scripture among adults in the Riverside metro area

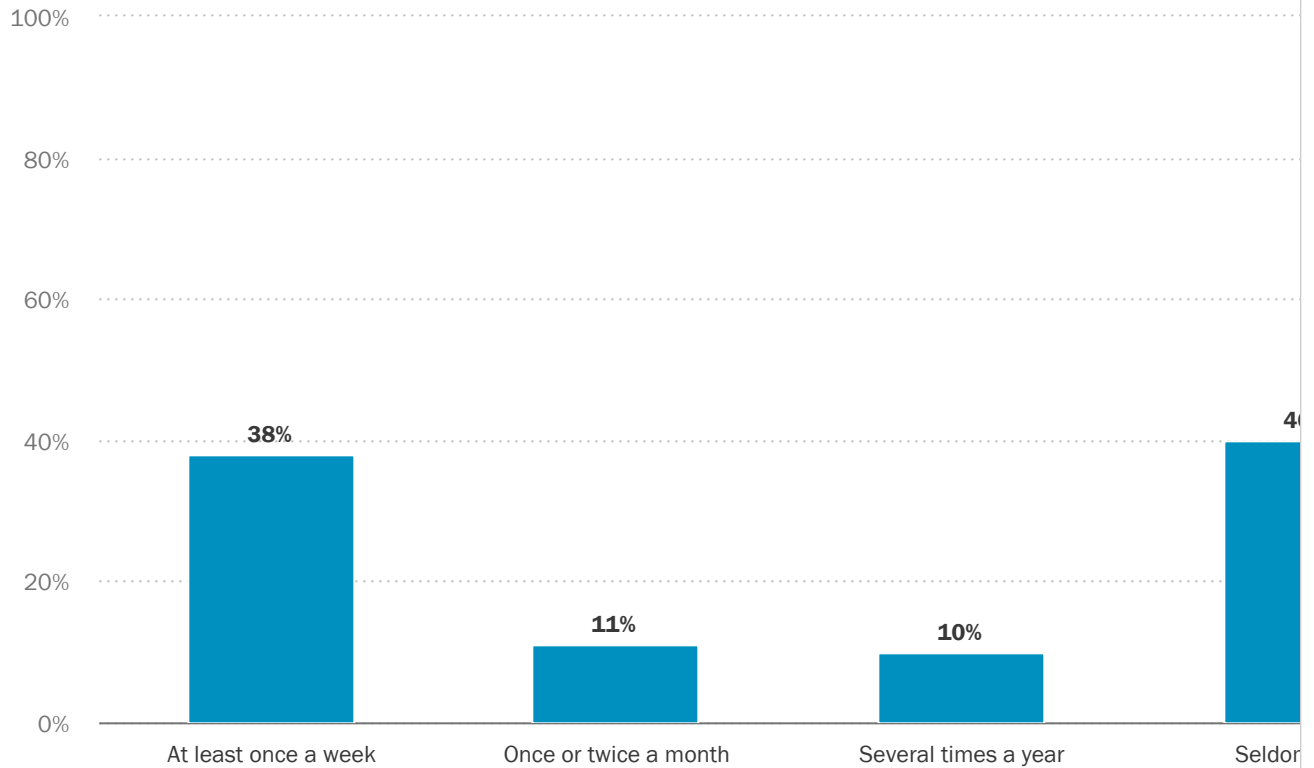
% of adults in the Riverside metro area who read scripture...

Share

Save Image

Chart

Table



Sample size = 373. Visit this table (<http://www.pewforum.org/about-the-religious-landscape-study/#data-details>) to see approximate margins of error for a group of a given size. For full question wording, see the survey questionnaire (http://www.pewforum.org/files/2015/11/201.11.03_RLS_IL_questionnaire.pdf).

COMPARE: FREQUENCY OF READING SCRIPTURE BY METRO AREA ([HTTP://WWW.PEWFORUM.ORG/RELIGIOUS-LANDSCAPE-STUDY/COMPARE/FREQUENCY-OF-READING-SCRIPTURE/BY/METRO-AREA/](http://www.pewforum.org/religious-landscape-study/compare/frequency-of-reading-scripture/by-metro-area/))

LEARN MORE: FREQUENCY OF READING SCRIPTURE ([HTTP://WWW.PEWFORUM.ORG/RELIGIOUS-LANDSCAPE-STUDY/METRO-AREA/RIVERSIDE-CA-METRO-AREA/FREQUENCY-OF-READING-SCRIPTURE/](http://www.pewforum.org/religious-landscape-study/metro-area/riverside-ca-metro-area/frequency-of-reading-scripture/)), **AT LEAST ONCE A WEEK** ([HTTP://WWW.PEWFORUM.ORG/RELIGIOUS-LANDSCAPE-STUDY/METRO-AREA/RIVERSIDE-CA-METRO-AREA/FREQUENCY-OF-READING-SCRIPTURE/AT-LEAST-ONCE-A-WEEK/](http://www.pewforum.org/religious-landscape-study/metro-area/riverside-ca-metro-area/frequency-of-reading-scripture/at-least-once-a-week/)), **SELDOM/NEVER** ([HTTP://WWW.PEWFORUM.ORG/RELIGIOUS-LANDSCAPE-STUDY/METRO-AREA/RIVERSIDE-CA-METRO-AREA/FREQUENCY-OF-READING-SCRIPTURE/SELDOM-NEVER/](http://www.pewforum.org/religious-landscape-study/metro-area/riverside-ca-metro-area/frequency-of-reading-scripture/seldom-never/))

Interpreting scripture among adults in the Riverside metro area

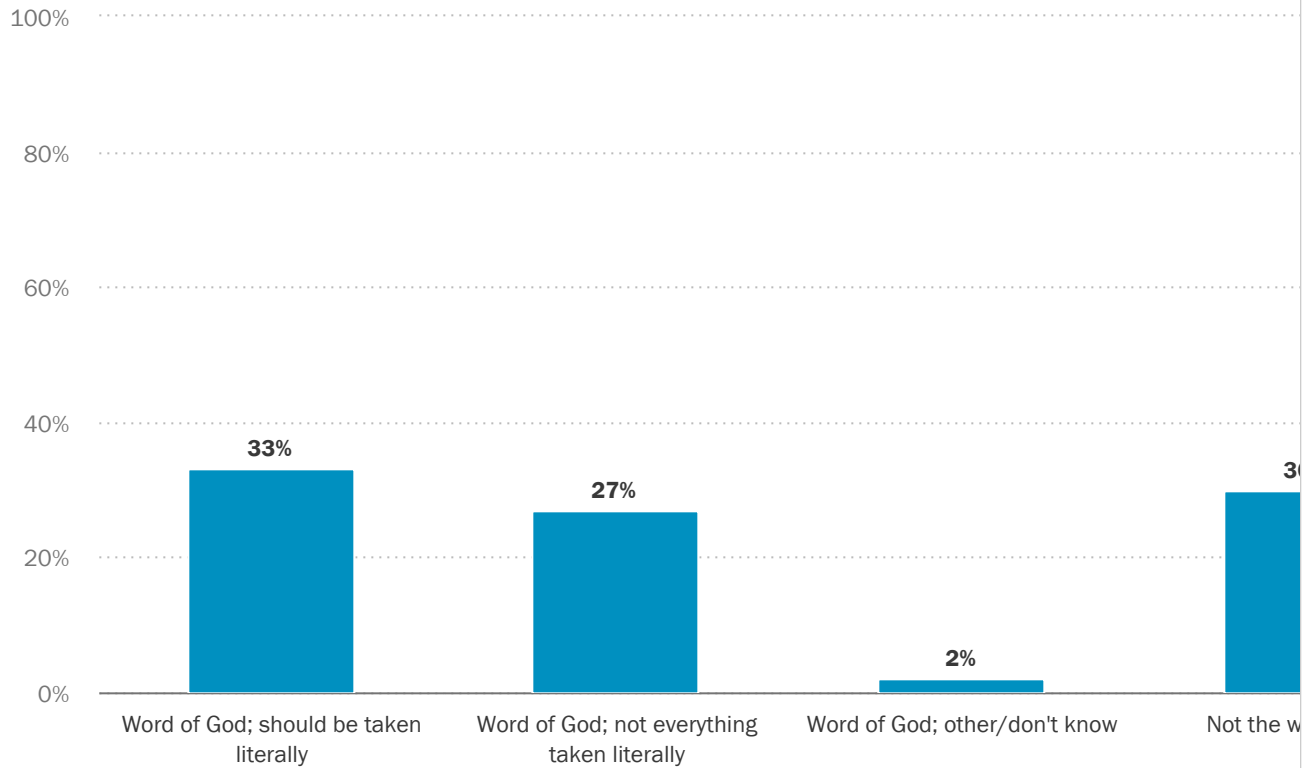
% of adults in the Riverside metro area who say the holy scripture is...

Share

Save Image

Chart

Table



Sample size = 373. Visit this table (<http://www.pewforum.org/about-the-religious-landscape-study/#data-details>) to see approximate margins of error for a group of a given size. For full question wording, see the survey questionnaire (http://www.pewforum.org/files/2015/11/201.11.03_RLS_IL_questionnaire.pdf).

COMPARE: INTERPRETATION OF SCRIPTURE BY METRO AREA ([HTTP://WWW.PEWFORUM.ORG/RELIGIOUS-LANDSCAPE-STUDY/COMPARE/INTERPRETING-SCRIPTURE/BY/METRO-AREA/](http://www.pewforum.org/religious-landscape-study/compare/interpreting-scripture/by/metro-area/))

LEARN MORE: INTERPRETING SCRIPTURE ([HTTP://WWW.PEWFORUM.ORG/RELIGIOUS-LANDSCAPE-STUDY/METRO-AREA/RIVERSIDE-CA-METRO-AREA/INTERPRETING-SCRIPTURE/](http://www.pewforum.org/religious-landscape-study/metro-area/riverside-ca-metro-area/interpreting-scripture/)), **WORD OF GOD; SHOULD BE TAKEN LITERALLY** ([HTTP://WWW.PEWFORUM.ORG/RELIGIOUS-LANDSCAPE-STUDY/METRO-AREA/RIVERSIDE-CA-METRO-AREA/INTERPRETING-SCRIPTURE/WORD-OF-GOD-SHOULD-BE-TAKEN-LITERALLY/](http://www.pewforum.org/religious-landscape-study/metro-area/riverside-ca-metro-area/interpreting-scripture/word-of-god-should-be-taken-literally/)), **WORD OF GOD; NOT EVERYTHING TAKEN LITERALLY** ([HTTP://WWW.PEWFORUM.ORG/RELIGIOUS-LANDSCAPE-STUDY/METRO-AREA/RIVERSIDE-CA-METRO-AREA/INTERPRETING-SCRIPTURE/WORD-OF-GOD-NOT-EVERYTHING-TAKEN-LITERALLY/](http://www.pewforum.org/religious-landscape-study/metro-area/riverside-ca-metro-area/interpreting-scripture/word-of-god-not-everything-taken-literally/)), **NOT THE WORD OF GOD** ([HTTP://WWW.PEWFORUM.ORG/RELIGIOUS-LANDSCAPE-STUDY/METRO-AREA/RIVERSIDE-CA-METRO-AREA/INTERPRETING-SCRIPTURE/NOT-THE-WORD-OF-GOD/](http://www.pewforum.org/religious-landscape-study/metro-area/riverside-ca-metro-area/interpreting-scripture/not-the-word-of-god/))

Belief in Heaven among adults in the Riverside metro area

% of adults in the Riverside metro area who ...in heaven

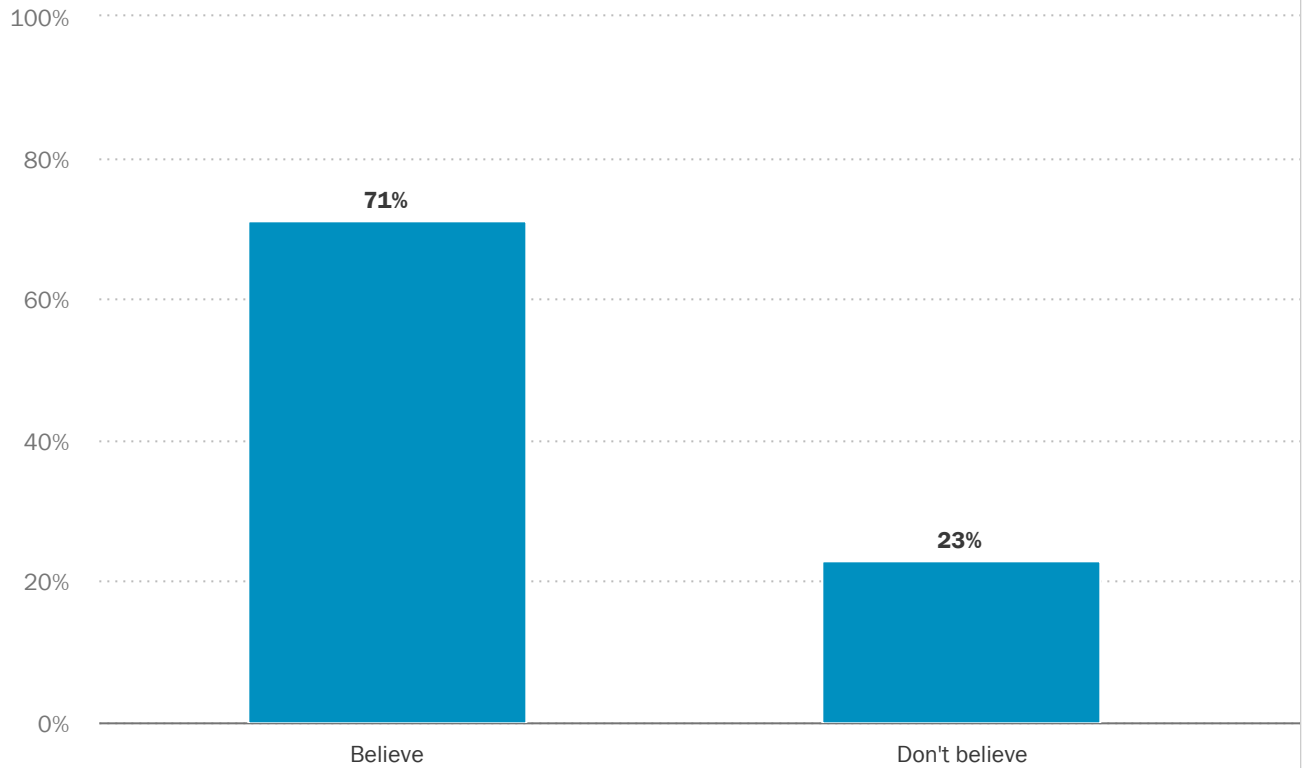
Share

Save Image

Chart

Table

feedback



Sample size = 373. Visit this table (<http://www.pewforum.org/about-the-religious-landscape-study/#data-details>) to see approximate margins of error for a group of a given size. For full question wording, see the survey questionnaire (http://www.pewforum.org/files/2015/11/201.11.03_RLS_II_questionnaire.pdf).

COMPARE: BELIEF IN HEAVEN BY METRO AREA ([HTTP://WWW.PEWFORUM.ORG/RELIGIOUS-LANDSCAPE-STUDY/COMPARE/BELIEF-IN-HEAVEN/BY/METRO-AREA/](http://www.pewforum.org/religious-landscape-study/compare/belief-in-heaven/by-metro-area/))

LEARN MORE: BELIEF IN HEAVEN ([HTTP://WWW.PEWFORUM.ORG/RELIGIOUS-LANDSCAPE-STUDY/METRO-AREA/RIVERSIDE-CA-METRO-AREA/BELIEF-IN-HEAVEN/](http://www.pewforum.org/religious-landscape-study/metro-area/riverside-ca-metro-area/belief-in-heaven/)), BELIEVE ([HTTP://WWW.PEWFORUM.ORG/RELIGIOUS-LANDSCAPE-STUDY/METRO-AREA/RIVERSIDE-CA-METRO-AREA/BELIEF-IN-HEAVEN/BELIEVE/](http://www.pewforum.org/religious-landscape-study/metro-area/riverside-ca-metro-area/belief-in-heaven/believe/))

Belief in Hell among adults in the Riverside metro area

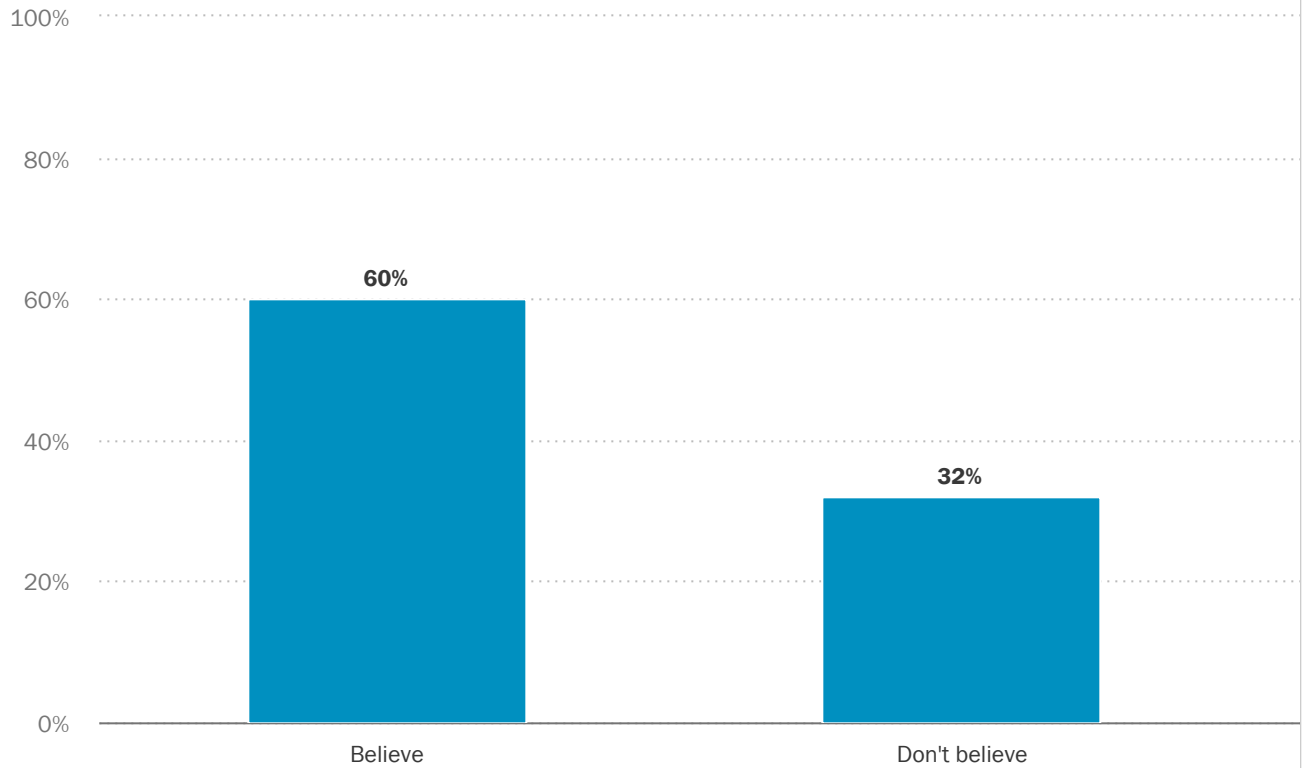
% of adults in the Riverside metro area who ...in hell

Share

Save Image

Chart

Table



Sample size = 373. Visit this table (<http://www.pewforum.org/about-the-religious-landscape-study/#data-details>) to see approximate margins of error for a group of a given size. For full question wording, see the survey questionnaire (http://www.pewforum.org/files/2015/11/201.11.03_RLS_II_questionnaire.pdf).

COMPARE: BELIEF IN HELL BY METRO AREA (<http://www.pewforum.org/religious-landscape-study/compare/belief-in-hell/by/metro-area/>)

LEARN MORE: BELIEF IN HELL (<http://www.pewforum.org/religious-landscape-study/metro-area/riverside-ca-metro-area/belief-in-hell/>), BELIEVE (<http://www.pewforum.org/religious-landscape-study/metro-area/riverside-ca-metro-area/belief-in-hell/believe/>), DON'T BELIEVE (<http://www.pewforum.org/religious-landscape-study/metro-area/riverside-ca-metro-area/belief-in-hell/dont-believe/>)

SOCIAL ★ AND ★ POLITICAL ★ VIEWS

Party affiliation among adults in the Riverside metro area

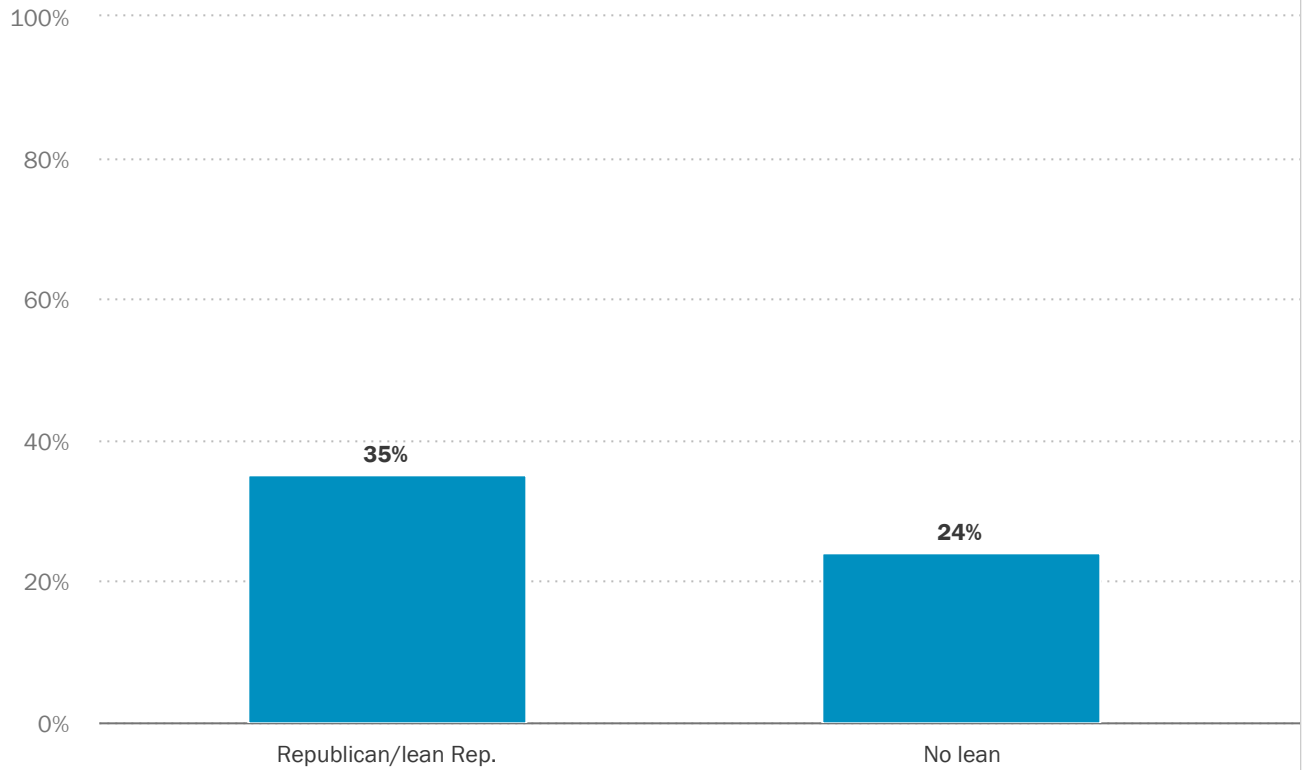
% of adults in the Riverside metro area who identify as...

Share

Save Image

Chart

Table



Sample size = 373. Visit this table (<http://www.pewforum.org/about-the-religious-landscape-study/#data-details>) to see approximate margins of error for a group of a given size. For full question wording, see the survey questionnaire (http://www.pewforum.org/files/2015/11/201.11.03_RLS_IL_questionnaire.pdf).

COMPARE: POLITICAL PARTY BY METRO AREA ([HTTP://WWW.PEWFORUM.ORG/RELIGIOUS-LANDSCAPE-STUDY/COMPARE/PARTY-AFFILIATION/BY/METRO-AREA/](http://www.pewforum.org/religious-landscape-study/compare/party-affiliation/by/metro-area/))

LEARN MORE: PARTY AFFILIATION ([HTTP://WWW.PEWFORUM.ORG/RELIGIOUS-LANDSCAPE-STUDY/METRO-AREA/RIVERSIDE-CA-METRO-AREA/PARTY-AFFILIATION/](http://www.pewforum.org/religious-landscape-study/metro-area/riverside-ca-metro-area/party-affiliation/)), REPUBLICAN/LEAN REP. ([HTTP://WWW.PEWFORUM.ORG/RELIGIOUS-LANDSCAPE-STUDY/METRO-AREA/RIVERSIDE-CA-METRO-AREA/PARTY-AFFILIATION/REPUBLICAN-LEAN-REP/](http://www.pewforum.org/religious-landscape-study/metro-area/riverside-ca-metro-area/party-affiliation/republican-lean-rep/)), DEMOCRAT/LEAN DEM. ([HTTP://WWW.PEWFORUM.ORG/RELIGIOUS-LANDSCAPE-STUDY/METRO-AREA/RIVERSIDE-CA-METRO-AREA/PARTY-AFFILIATION/DEMOCRAT-LEAN-DEM/](http://www.pewforum.org/religious-landscape-study/metro-area/riverside-ca-metro-area/party-affiliation/democrat-lean-dem/))

Political ideology among adults in the Riverside metro area

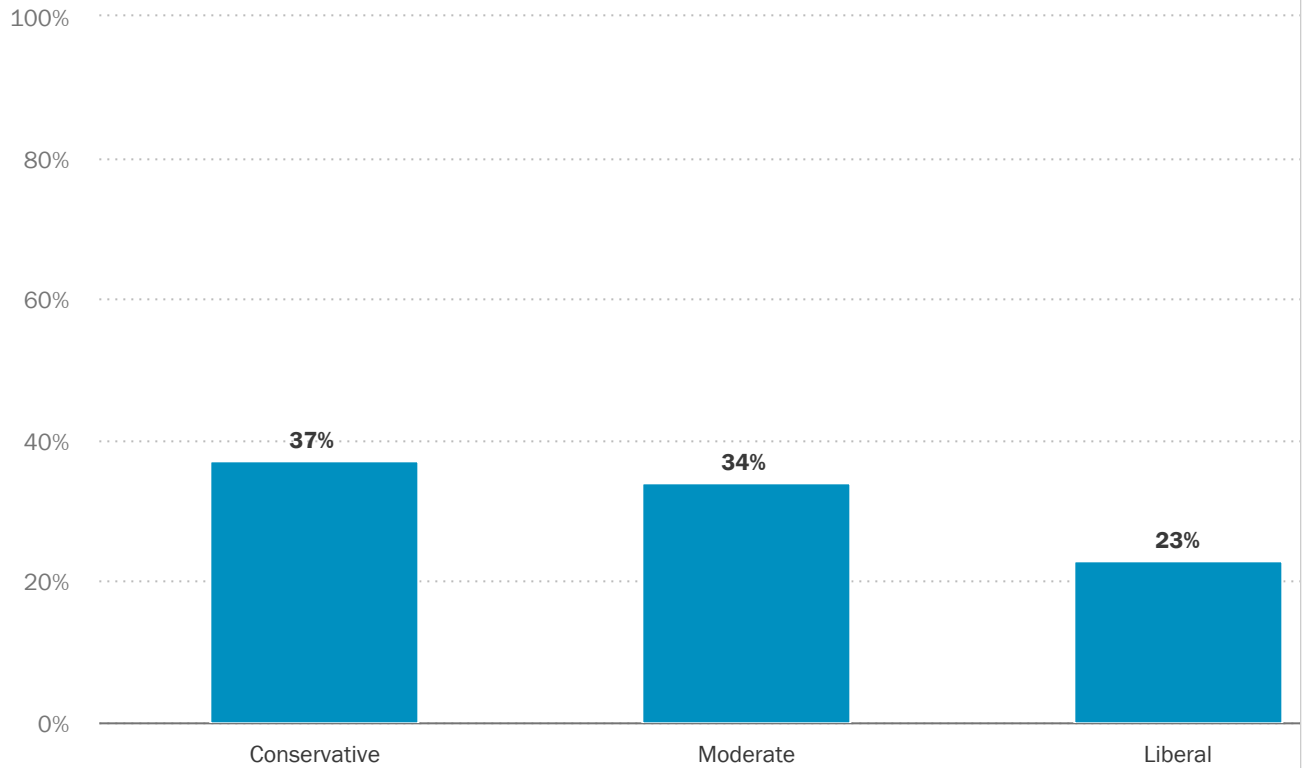
% of adults in the Riverside metro area who are...

Share

Save Image

Chart

Table



Sample size = 373. Visit this table (<http://www.pewforum.org/about-the-religious-landscape-study/#data-details>) to see approximate margins of error for a group of a given size. For full question wording, see the survey questionnaire (http://www.pewforum.org/files/2015/11/201.11.03_RLS_IL_questionnaire.pdf).

COMPARE: POLITICAL IDEOLOGY BY METRO AREA ([HTTP://WWW.PEWFORUM.ORG/RELIGIOUS-LANDSCAPE-STUDY/COMPARE/POLITICAL-IDEOLOGY/BY/METRO-AREA/](http://www.pewforum.org/religious-landscape-study/compare/political-ideology/by/metro-area/))

LEARN MORE: POLITICAL IDEOLOGY ([HTTP://WWW.PEWFORUM.ORG/RELIGIOUS-LANDSCAPE-STUDY/METRO-AREA/RIVERSIDE-CA-METRO-AREA/POLITICAL-IDEOLOGY/](http://www.pewforum.org/religious-landscape-study/metro-area/riverside-ca-metro-area/political-ideology/)), CONSERVATIVE ([HTTP://WWW.PEWFORUM.ORG/RELIGIOUS-LANDSCAPE-STUDY/METRO-AREA/RIVERSIDE-CA-METRO-AREA/POLITICAL-IDEOLOGY/CONSERVATIVE/](http://www.pewforum.org/religious-landscape-study/metro-area/riverside-ca-metro-area/political-ideology/conservative/)), MODERATE ([HTTP://WWW.PEWFORUM.ORG/RELIGIOUS-LANDSCAPE-STUDY/METRO-AREA/RIVERSIDE-CA-METRO-AREA/POLITICAL-IDEOLOGY/MODERATE/](http://www.pewforum.org/religious-landscape-study/metro-area/riverside-ca-metro-area/political-ideology/moderate/))

Views about size of government among adults in the Riverside metro area

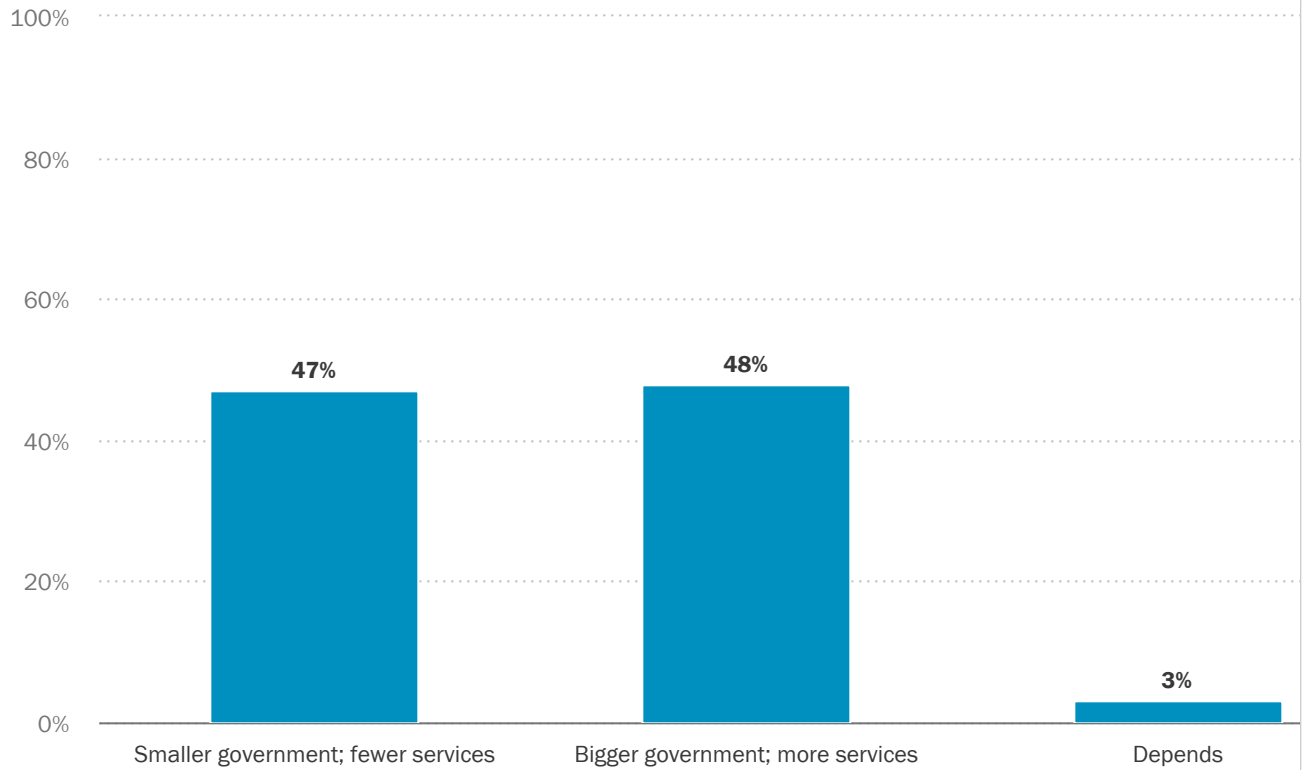
% of adults in the Riverside metro area who would rather have...

Share

Save Image

Chart

Table



Sample size = 373. Visit this table (<http://www.pewforum.org/about-the-religious-landscape-study/#data-details>) to see approximate margins of error for a group of a given size. For full question wording, see the survey questionnaire (http://www.pewforum.org/files/2015/11/201.11.03_RLS_IL_questionnaire.pdf).

COMPARE: VIEWS ABOUT SIZE OF GOVERNMENT BY METRO AREA ([HTTP://WWW.PEWFORUM.ORG/RELIGIOUS-LANDSCAPE-STUDY/COMPARE/VIEWS-ABOUT-SIZE-OF-GOVERNMENT/BY/METRO-AREA/](http://www.pewforum.org/religious-landscape-study/compare/views-about-size-of-government/by-metro-area/))

LEARN MORE: VIEWS ABOUT SIZE OF GOVERNMENT ([HTTP://WWW.PEWFORUM.ORG/RELIGIOUS-LANDSCAPE-STUDY/METRO-AREA/RIVERSIDE-CA-METRO-AREA/VIEWS-ABOUT-SIZE-OF-GOVERNMENT/](http://www.pewforum.org/religious-landscape-study/metro-area/riverside-ca-metro-area/views-about-size-of-government/)), **SMALLER GOVERNMENT; FEWER SERVICES** ([HTTP://WWW.PEWFORUM.ORG/RELIGIOUS-LANDSCAPE-STUDY/METRO-AREA/RIVERSIDE-CA-METRO-AREA/VIEWS-ABOUT-SIZE-OF-GOVERNMENT/SMALLER-GOVERNMENT-FEWER-SERVICES/](http://www.pewforum.org/religious-landscape-study/metro-area/riverside-ca-metro-area/views-about-size-of-government/smaller-government-fewer-services/)), **BIGGER GOVERNMENT; MORE SERVICES** ([HTTP://WWW.PEWFORUM.ORG/RELIGIOUS-LANDSCAPE-STUDY/METRO-AREA/RIVERSIDE-CA-METRO-AREA/VIEWS-ABOUT-SIZE-OF-GOVERNMENT/BIGGER-GOVERNMENT-MORE-SERVICES/](http://www.pewforum.org/religious-landscape-study/metro-area/riverside-ca-metro-area/views-about-size-of-government/bigger-government-more-services/))

Views about government aid to the poor among adults in the Riverside metro area

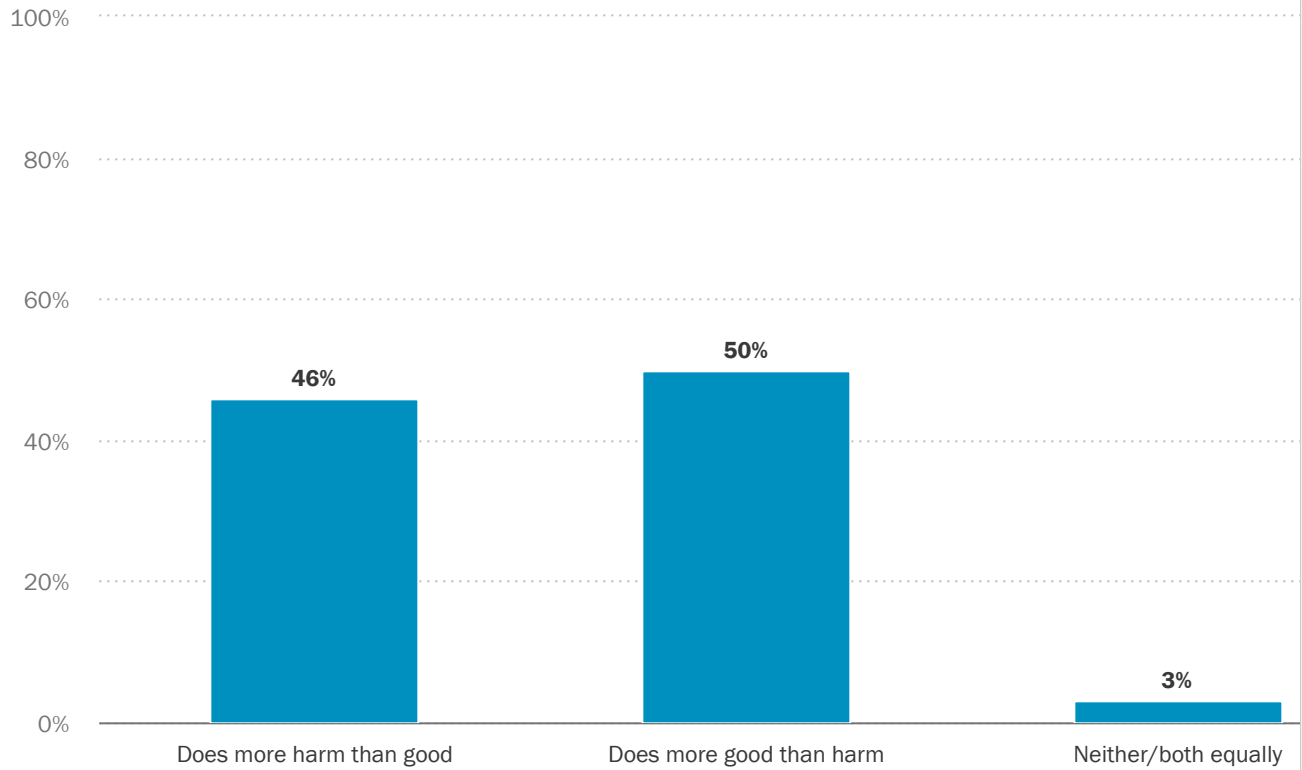
% of adults in the Riverside metro area who say government aid to the poor...

Share

Save Image

Chart

Table



Sample size = 373. Visit this table (<http://www.pewforum.org/about-the-religious-landscape-study/#data-details>) to see approximate margins of error for a group of a given size. For full question wording, see the survey questionnaire (http://www.pewforum.org/files/2015/11/201.11.03_RLS_IL_questionnaire.pdf).

COMPARE: VIEWS ABOUT GOVERNMENT AID TO THE POOR BY METRO AREA ([HTTP://WWW.PEWFORUM.ORG/RELIGIOUS-LANDSCAPE-STUDY/COMPARE/VIEWS-ABOUT-GOVERNMENT-AID-TO-THE-POOR/BY/METRO-AREA/](http://www.pewforum.org/religious-landscape-study/compare/views-about-government-aid-to-the-poor/by-metro-area/))

LEARN MORE: VIEWS ABOUT GOVERNMENT AID TO THE POOR ([HTTP://WWW.PEWFORUM.ORG/RELIGIOUS-LANDSCAPE-STUDY/METRO-AREA/RIVERSIDE-CA-METRO-AREA/VIEWS-ABOUT-GOVERNMENT-AID-TO-THE-POOR/](http://www.pewforum.org/religious-landscape-study/metro-area/riverside-ca-metro-area/views-about-government-aid-to-the-poor/)), DOES MORE HARM THAN GOOD ([HTTP://WWW.PEWFORUM.ORG/RELIGIOUS-LANDSCAPE-STUDY/METRO-AREA/RIVERSIDE-CA-METRO-AREA/VIEWS-ABOUT-GOVERNMENT-AID-TO-THE-POOR/DOES-MORE-HARM-THAN-GOOD/](http://www.pewforum.org/religious-landscape-study/metro-area/riverside-ca-metro-area/views-about-government-aid-to-the-poor/does-more-harm-than-good/)), DOES MORE GOOD THAN HARM ([HTTP://WWW.PEWFORUM.ORG/RELIGIOUS-LANDSCAPE-STUDY/METRO-AREA/RIVERSIDE-CA-METRO-AREA/VIEWS-ABOUT-GOVERNMENT-AID-TO-THE-POOR/DOES-MORE-GOOD-THAN-HARM/](http://www.pewforum.org/religious-landscape-study/metro-area/riverside-ca-metro-area/views-about-government-aid-to-the-poor/does-more-good-than-harm/))

Views about abortion among adults in the Riverside metro area

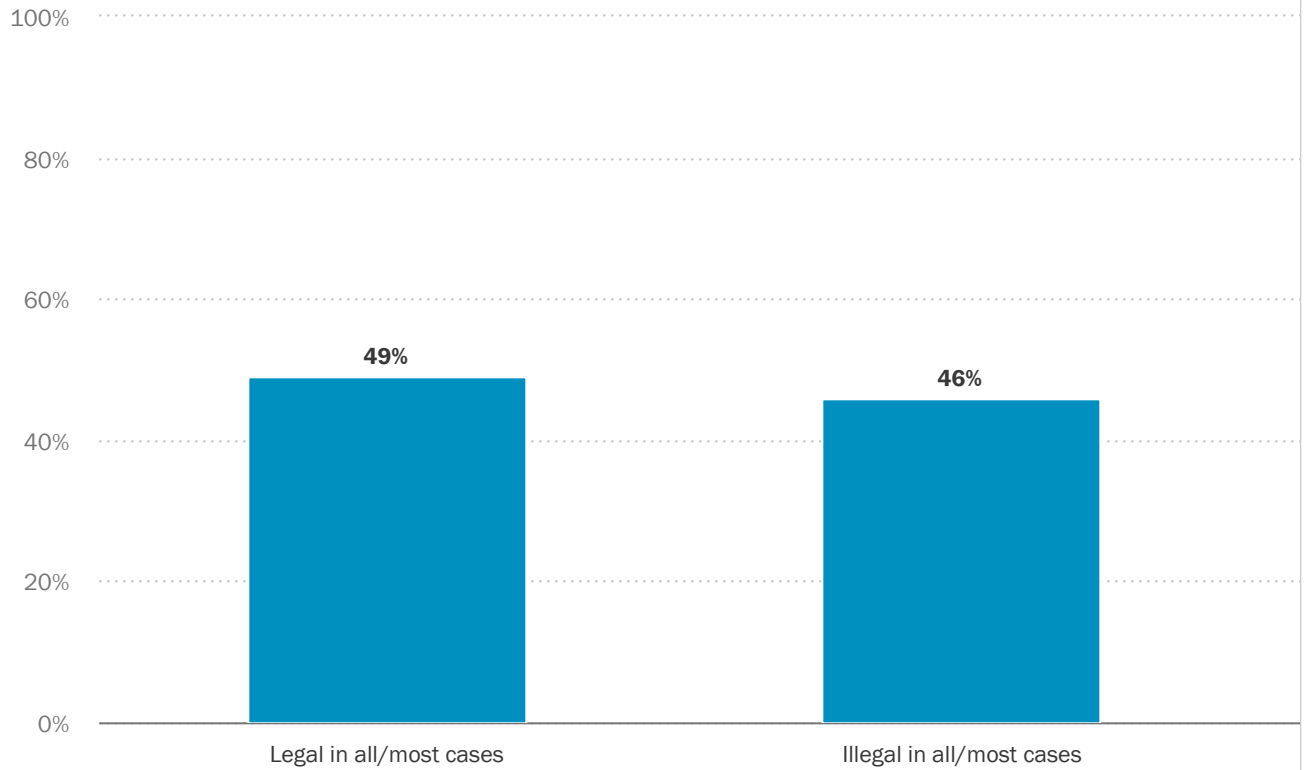
% of adults in the Riverside metro area who say abortion should be...

Share

Save Image

Chart

Table



Sample size = 373. Visit this table (<http://www.pewforum.org/about-the-religious-landscape-study/#data-details>) to see approximate margins of error for a group of a given size. For full question wording, see the survey questionnaire (http://www.pewforum.org/files/2015/11/201.11.03_RLS_IL_questionnaire.pdf).

COMPARE: VIEWS ABOUT ABORTION BY METRO AREA ([HTTP://WWW.PEWFORUM.ORG/RELIGIOUS-LANDSCAPE-STUDY/COMPARE/VIEWS-ABOUT-ABORTION/BY/METRO-AREA/](http://www.pewforum.org/religious-landscape-study/compare/views-about-abortion/by-metro-area/))

LEARN MORE: VIEWS ABOUT ABORTION ([HTTP://WWW.PEWFORUM.ORG/RELIGIOUS-LANDSCAPE-STUDY/METRO-AREA/RIVERSIDE-CA-METRO-AREA/VIEWS-ABOUT-ABORTION/](http://www.pewforum.org/religious-landscape-study/metro-area/riverside-ca-metro-area/views-about-abortion/)), **LEGAL IN ALL/MOST CASES** ([HTTP://WWW.PEWFORUM.ORG/RELIGIOUS-LANDSCAPE-STUDY/METRO-AREA/RIVERSIDE-CA-METRO-AREA/VIEWS-ABOUT-ABORTION/LEGAL-IN-ALL-MOST-CASES/](http://www.pewforum.org/religious-landscape-study/metro-area/riverside-ca-metro-area/views-about-abortion/legal-in-all-most-cases/)), **ILLEGAL IN ALL/MOST CASES** ([HTTP://WWW.PEWFORUM.ORG/RELIGIOUS-LANDSCAPE-STUDY/METRO-AREA/RIVERSIDE-CA-METRO-AREA/VIEWS-ABOUT-ABORTION/ILLEGAL-IN-ALL-MOST-CASES/](http://www.pewforum.org/religious-landscape-study/metro-area/riverside-ca-metro-area/views-about-abortion/illegal-in-all-most-cases/))

Views about homosexuality among adults in the Riverside metro area

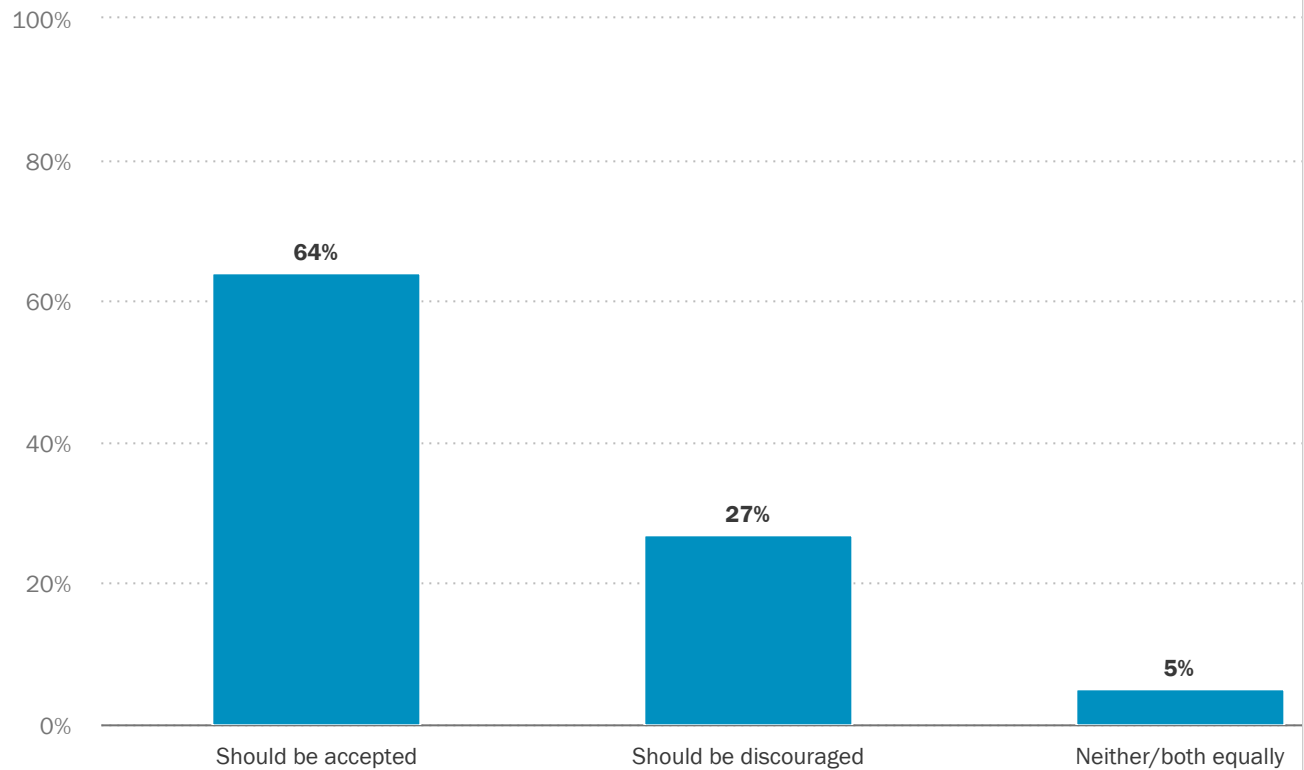
% of adults in the Riverside metro area who say homosexuality...

Share

Save Image

Chart

Table



Sample size = 373. Visit this table (<http://www.pewforum.org/about-the-religious-landscape-study/#data-details>) to see approximate margins of error for a group of a given size. For full question wording, see the survey questionnaire (http://www.pewforum.org/files/2015/11/201.11.03_RLS_IL_questionnaire.pdf).

COMPARE: VIEWS ABOUT HOMOSEXUALITY BY METRO AREA ([HTTP://WWW.PEWFORUM.ORG/RELIGIOUS-LANDSCAPE-STUDY/COMPARE/VIEWS-ABOUT-HOMOSEXUALITY/BY/METRO-AREA/](http://www.pewforum.org/religious-landscape-study/compare/views-about-homosexuality/by/metro-area/))

LEARN MORE: VIEWS ABOUT HOMOSEXUALITY ([HTTP://WWW.PEWFORUM.ORG/RELIGIOUS-LANDSCAPE-STUDY/METRO-AREA/RIVERSIDE-CA-METRO-AREA/VIEWS-ABOUT-HOMOSEXUALITY/](http://www.pewforum.org/religious-landscape-study/metro-area/riverside-ca-metro-area/views-about-homosexuality/)), SHOULD BE ACCEPTED ([HTTP://WWW.PEWFORUM.ORG/RELIGIOUS-LANDSCAPE-STUDY/METRO-AREA/RIVERSIDE-CA-METRO-AREA/VIEWS-ABOUT-HOMOSEXUALITY/SHOULD-BE-ACCEPTED/](http://www.pewforum.org/religious-landscape-study/metro-area/riverside-ca-metro-area/views-about-homosexuality/should-be-accepted/)), SHOULD BE DISCOURAGED ([HTTP://WWW.PEWFORUM.ORG/RELIGIOUS-LANDSCAPE-STUDY/METRO-AREA/RIVERSIDE-CA-METRO-AREA/VIEWS-ABOUT-HOMOSEXUALITY/SHOULD-BE-DISCOURAGED/](http://www.pewforum.org/religious-landscape-study/metro-area/riverside-ca-metro-area/views-about-homosexuality/should-be-discouraged/))

Views about same-sex marriage among adults in the Riverside metro area

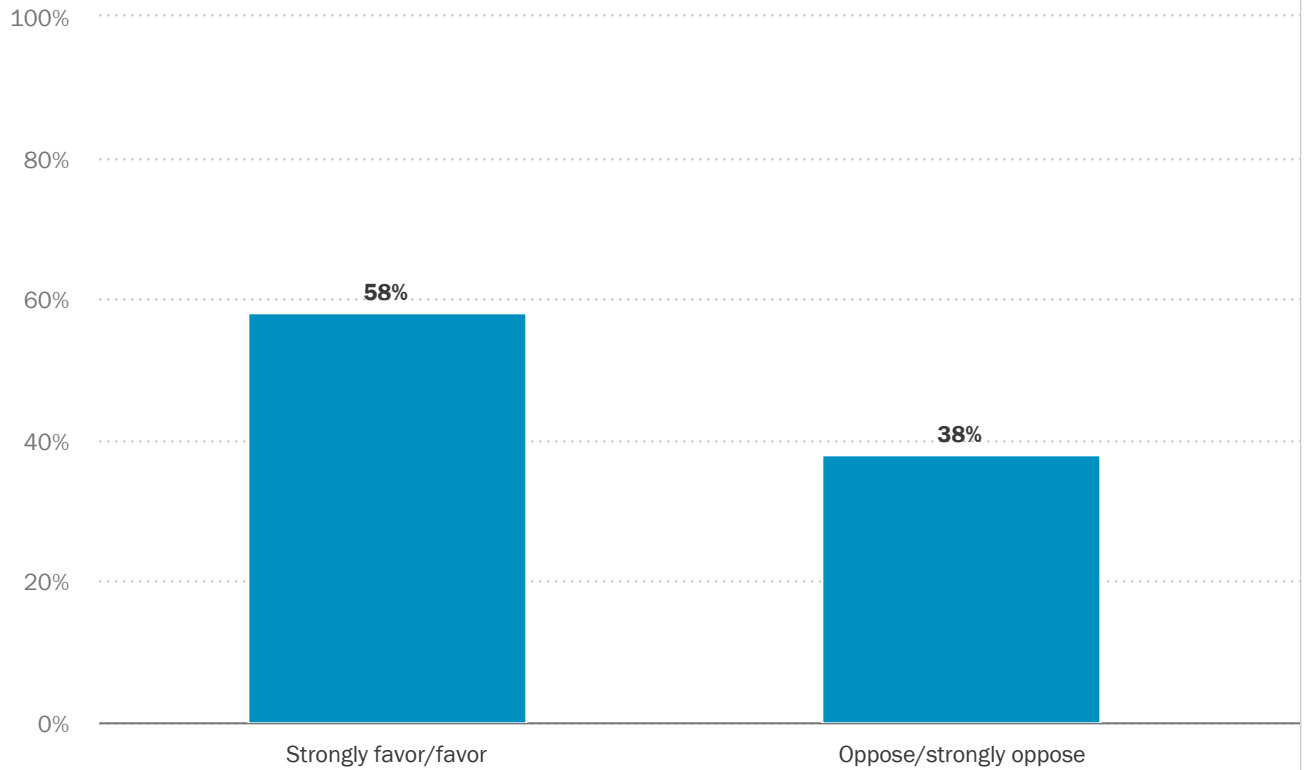
% of adults in the Riverside metro area who ...same-sex marriage

Share

Save Image

Chart

Table



Sample size = 373. Visit this table (<http://www.pewforum.org/about-the-religious-landscape-study/#data-details>) to see approximate margins of error for a group of a given size. For full question wording, see the survey questionnaire (http://www.pewforum.org/files/2015/11/201.11.03_RLS_IL_questionnaire.pdf).

COMPARE: VIEWS ABOUT SAME-SEX MARRIAGE BY METRO AREA ([HTTP://WWW.PEWFORUM.ORG/RELIGIOUS-LANDSCAPE-STUDY/COMPARE/VIEWS-ABOUT-SAME-SEX-MARRIAGE/BY/METRO-AREA/](http://www.pewforum.org/religious-landscape-study/compare/views-about-same-sex-marriage/by-metro-area/))

LEARN MORE: VIEWS ABOUT SAME-SEX MARRIAGE ([HTTP://WWW.PEWFORUM.ORG/RELIGIOUS-LANDSCAPE-STUDY/METRO-AREA/RIVERSIDE-CA-METRO-AREA/VIEWS-ABOUT-SAME-SEX-MARRIAGE/](http://www.pewforum.org/religious-landscape-study/metro-area/riverside-ca-metro-area/views-about-same-sex-marriage/)), **STRONGLY FAVOR/FAVOR** ([HTTP://WWW.PEWFORUM.ORG/RELIGIOUS-LANDSCAPE-STUDY/METRO-AREA/RIVERSIDE-CA-METRO-AREA/VIEWS-ABOUT-SAME-SEX-MARRIAGE/STRONGLY-FAVOR-FAVOR/](http://www.pewforum.org/religious-landscape-study/metro-area/riverside-ca-metro-area/views-about-same-sex-marriage/strongly-favor-favor/)), **OPPOSE/STRONGLY OPPOSE** ([HTTP://WWW.PEWFORUM.ORG/RELIGIOUS-LANDSCAPE-STUDY/METRO-AREA/RIVERSIDE-CA-METRO-AREA/VIEWS-ABOUT-SAME-SEX-MARRIAGE/OPPOSE-STRONGLY-OPPOSE/](http://www.pewforum.org/religious-landscape-study/metro-area/riverside-ca-metro-area/views-about-same-sex-marriage/oppose-strongly-oppose/))

Views about environmental regulation among adults in the Riverside metro area

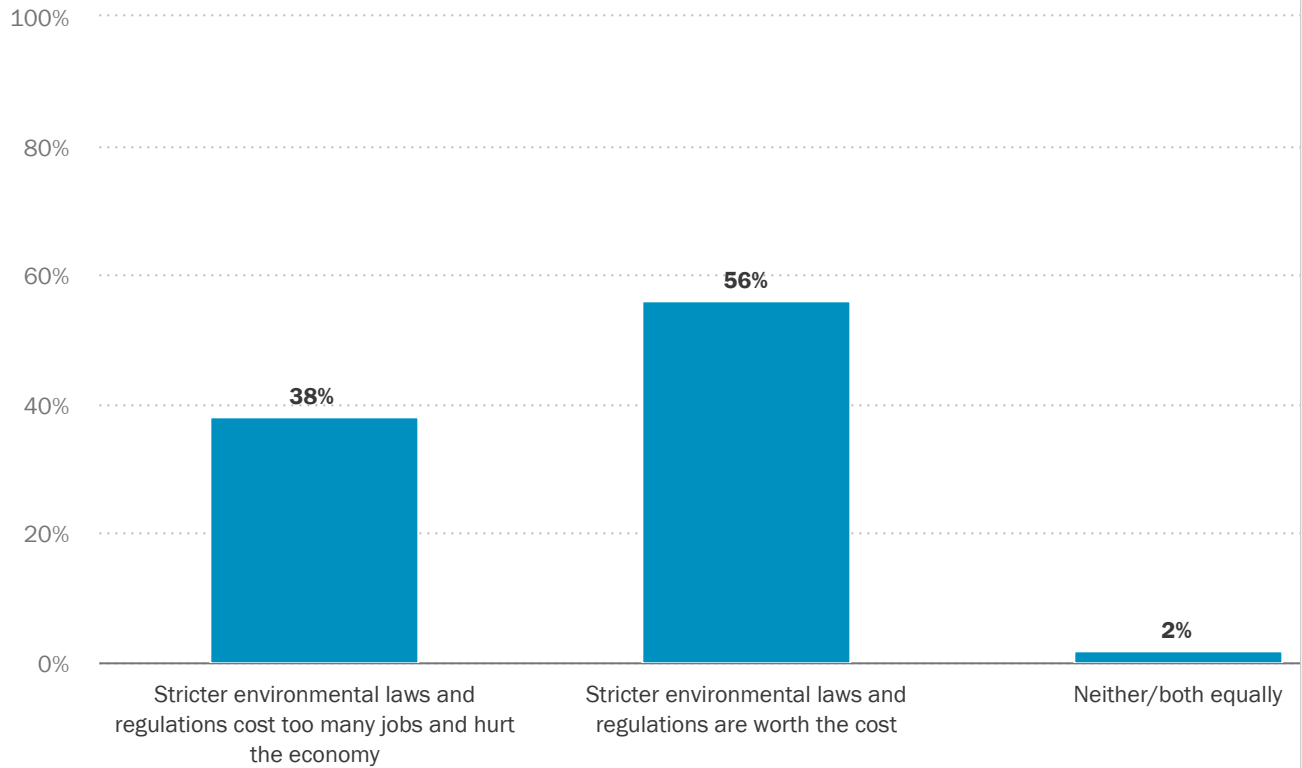
% of adults in the Riverside metro area who say...

Share

Save Image

Chart

Table



Sample size = 373. Visit this table (<http://www.pewforum.org/about-the-religious-landscape-study/#data-details>) to see approximate margins of error for a group of a given size. For full question wording, see the survey questionnaire (http://www.pewforum.org/files/2015/11/201.11.03_RLS_II_questionnaire.pdf).

COMPARE: VIEWS ABOUT ENVIRONMENTAL PROTECTION BY METRO AREA ([HTTP://WWW.PEWFORUM.ORG/RELIGIOUS-LANDSCAPE-STUDY/COMPARE/VIEWS-ABOUT-ENVIRONMENTAL-REGULATION/BY/METRO-AREA/](http://www.pewforum.org/religious-landscape-study/compare/views-about-environmental-regulation/by/metro-area/))

LEARN MORE: VIEWS ABOUT ENVIRONMENTAL REGULATION ([HTTP://WWW.PEWFORUM.ORG/RELIGIOUS-LANDSCAPE-STUDY/METRO-AREA/RIVERSIDE-CA-METRO-AREA/VIEWS-ABOUT-ENVIRONMENTAL-REGULATION/](http://www.pewforum.org/religious-landscape-study/metro-area/riverside-ca-metro-area/views-about-environmental-regulation/)), STRICTER ENVIRONMENTAL LAWS AND REGULATIONS COST TOO MANY JOBS AND HURT THE ECONOMY ([HTTP://WWW.PEWFORUM.ORG/RELIGIOUS-LANDSCAPE-STUDY/METRO-AREA/RIVERSIDE-CA-METRO-AREA/VIEWS-ABOUT-ENVIRONMENTAL-REGULATION/STRICTER-ENVIRONMENTAL-LAWS-AND-REGULATIONS-COST-TOO-MANY-JOBS-AND-HURT-THE-ECONOMY/](http://www.pewforum.org/religious-landscape-study/metro-area/riverside-ca-metro-area/views-about-environmental-regulation/stricter-environmental-laws-and-regulations-cost-too-many-jobs-and-hurt-the-economy/)), STRICTER ENVIRONMENTAL LAWS AND REGULATIONS ARE WORTH THE COST ([HTTP://WWW.PEWFORUM.ORG/RELIGIOUS-LANDSCAPE-STUDY/METRO-AREA/RIVERSIDE-CA-METRO-AREA/VIEWS-ABOUT-ENVIRONMENTAL-REGULATION/STRICTER-ENVIRONMENTAL-LAWS-AND-REGULATIONS-ARE-WORTH-THE-COST/](http://www.pewforum.org/religious-landscape-study/metro-area/riverside-ca-metro-area/views-about-environmental-regulation/stricter-environmental-laws-and-regulations-are-worth-the-cost/))

Views about human evolution among adults in the Riverside metro area

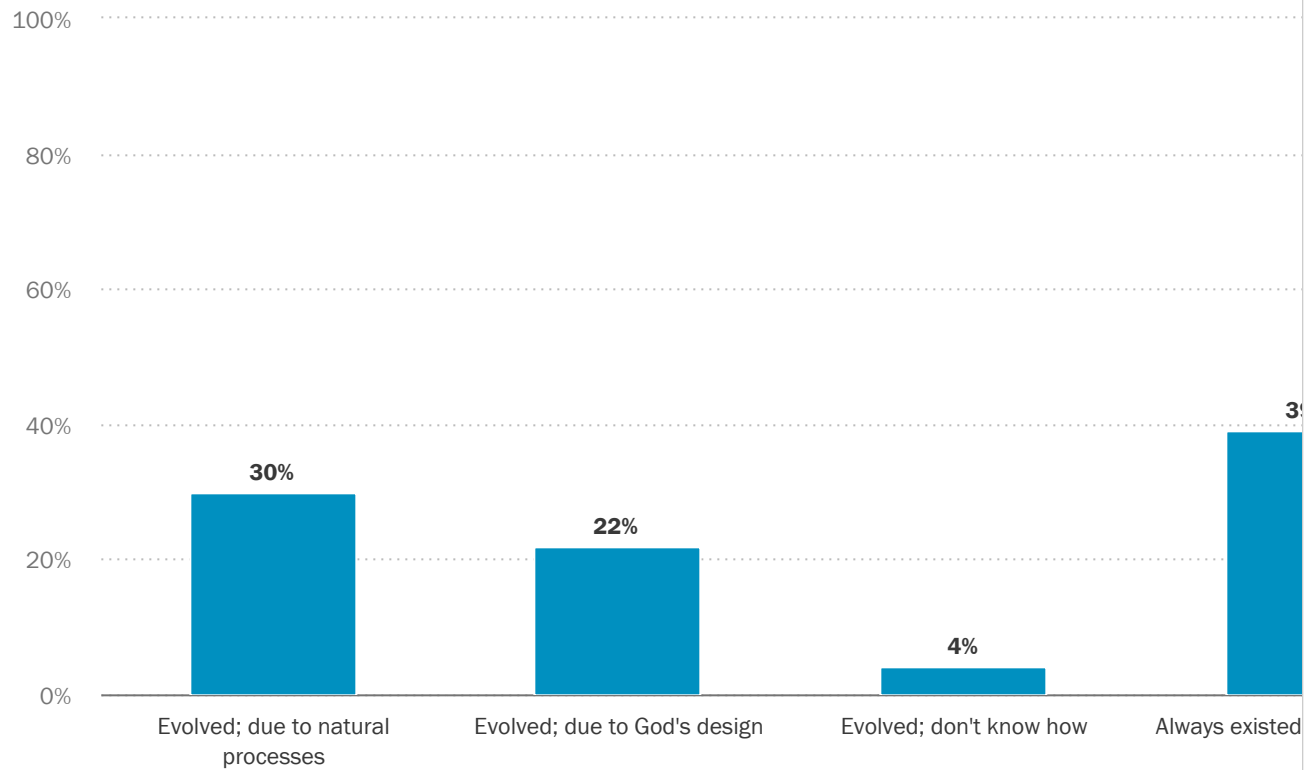
% of adults in the Riverside metro area who say humans...

Share

Save Image

Chart

Table



Sample size = 373. Visit this table (<http://www.pewforum.org/about-the-religious-landscape-study/#data-details>) to see approximate margins of error for a group of a given size. For full question wording, see the survey questionnaire (http://www.pewforum.org/files/2015/11/201.11.03_RLS_IL_questionnaire.pdf).

COMPARE: VIEWS ABOUT HUMAN EVOLUTION BY METRO AREA ([HTTP://WWW.PEWFORUM.ORG/RELIGIOUS-LANDSCAPE-STUDY/COMPARE/VIEWS-ABOUT-HUMAN-EVOLUTION/BY/METRO-AREA/](http://www.pewforum.org/religious-landscape-study/compare/views-about-human-evolution/by/metro-area/))

LEARN MORE: VIEWS ABOUT HUMAN EVOLUTION ([HTTP://WWW.PEWFORUM.ORG/RELIGIOUS-LANDSCAPE-STUDY/METRO-AREA/RIVERSIDE-CA-METRO-AREA/VIEWS-ABOUT-HUMAN-EVOLUTION/](http://www.pewforum.org/religious-landscape-study/metro-area/riverside-ca-metro-area/views-about-human-evolution/)), **EVOLVED; DUE TO NATURAL PROCESSES** ([HTTP://WWW.PEWFORUM.ORG/RELIGIOUS-LANDSCAPE-STUDY/METRO-AREA/RIVERSIDE-CA-METRO-AREA/VIEWS-ABOUT-HUMAN-EVOLUTION/EVOLVED-DUE-TO-NATURAL-PROCESSES/](http://www.pewforum.org/religious-landscape-study/metro-area/riverside-ca-metro-area/views-about-human-evolution/evolved-due-to-natural-processes/)), **ALWAYS EXISTED IN PRESENT FORM** ([HTTP://WWW.PEWFORUM.ORG/RELIGIOUS-LANDSCAPE-STUDY/METRO-AREA/RIVERSIDE-CA-METRO-AREA/VIEWS-ABOUT-HUMAN-EVOLUTION/ALWAYS-EXISTED-IN-PRESENT-FORM/](http://www.pewforum.org/religious-landscape-study/metro-area/riverside-ca-metro-area/views-about-human-evolution/always-existed-in-present-form/))